DESIGN
HERVÉ LEMAÎTRE

ILLUSTRATIONS
ROLAND MACDONALD

WESTERN LEGENDS

Rule Book

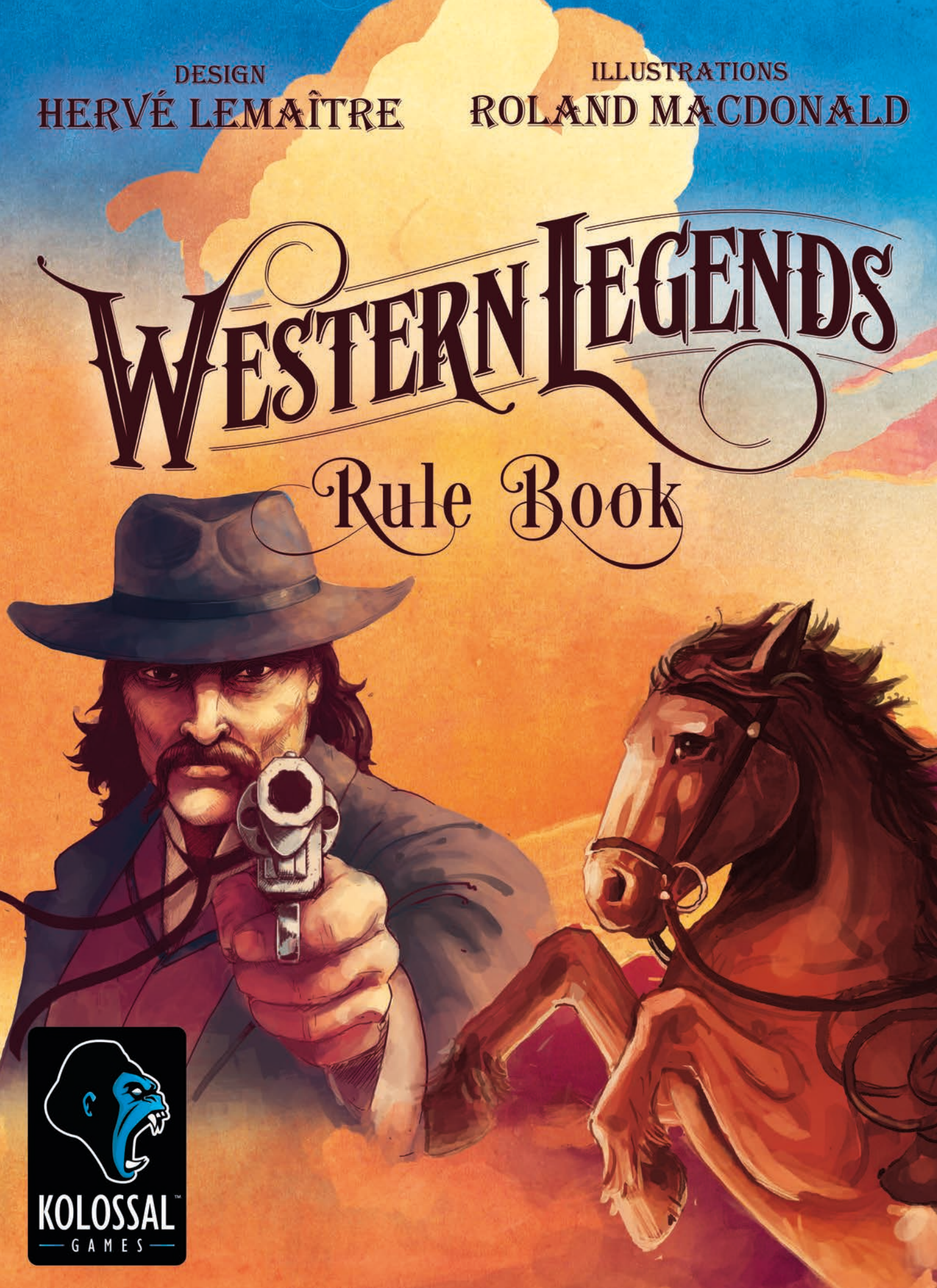

KOLOSSAL™
GAMES

From Hervè Lemaître

First of all I would like to thank Kolossal Games and Matagot for believing in my game and helping me to make it succeed.

Thanks especially to Mathieu for your unfailing enthusiasm in the game. I will not forget that you were the spark that made everything possible.

Thanks to Arnaud for hearing Mathieu and for believing in me. Without you all this could not have happened.

Thanks to Travis for his commitment, his ideas, and his remarkable work. And of course, thank you to the Kolossal Games team: Kira, AJ, Tanguy, Mark, Brian for your professionalism. Thanks to Roland for his beautiful illustrations.

From a more personal point of view, I would like to especially thank Aude, Nico, Alex and Greg. You are everything for me, without you nothing would have been possible.

Aude thank you for your patience and your support, thank you for supporting my endless discussions on the game. Nico thank you for your incredible support. Thanks to Alex and Greg for their ideas and their support since the beginning 12 years ago. Thanks also to my family.

Thank you to all the testers, especially the most motivated and diligent: Maxime, Alexandra, Elodie, Sylvain, Alexandre, Thomas, Jean-Marc, Simon, MP, Roman, Jean-Baptiste, Cyril, Antoine, Mathieu & Olivia, Yvan & Lucie, José, Fifi, Yohan and many more I may have forgotten.

I dedicate this game to Mati and Luna.

Additional Thank you's and Playtesters: Chris Haemmerle, Kevin Haemmerle, Justin Breucop, Devon Harmon, David Bauer, Jason Funk, Jerome Nowak, Dean Liggett, Graeme Anderson, Grant Rodiek, Chanae Morris, our friends at Game's Inn, our friends at Family Time Games, and Mr. B Games.

Contributions

- Designer: Hervé Lemaître
- Illustrator: Roland MacDonald
- Graphic Designer: Brian Lee
- Assistant Graphic Designer: Chris Byer
- Lead Developer: Travis R. Chance
- Developer: AJ Lambeth
- Developer: Arnaud Charpentier
- Mini Sculpting: Pure Arts
- Production: Zongxiu Yao-Charpentier
- Kickstarter Planning: Travis R. Chance & Kira Peavley
- Marketing Lead and Project Management: Kira Peavley
- Social Media & Community Management: Mark Burke
- Social Media Support: Katie Aidley
- Rulebook Editor: Brandan Parsons
- Title Font: Lennart Wolfert
- Special Thanks to Matagot and Surfin' Meeple



1. OVERVIEW

Western Legends is a "sandbox" game where players take on the roles of historical figures from the Wild West. Through a number of means in the game, players will earn **Legendary points (LP)**. Some players will become outlaws, collecting **Wanted points** for robbing the bank, rustling cattle, and stealing from other players. Others will follow the path of the Law, earning **Marshal points** for fighting bandits, wrangling cattle, and arresting Wanted players. Only one thing is for certain: history only remembers the most legendary.

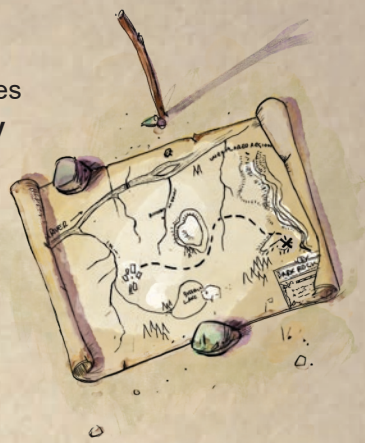

2. COMPONENTS



1 game board



6 player mats (2-sided)



12 scoring cubes
12 story discs



2 prospecting dice



36 gold nuggets



6 wound tokens



1 end of game marker



16 cattle tokens



18 legendary tokens



1 first player token



6 player aids



12 character cards



40 story cards



52 poker cards



11 Man in Black cards



48 goal cards
(4 for each character)



54 money cards
(36 $10's, 18 $20's)



13 fight cards



54 item cards:
mounts, weapons, and
miscellaneous items

Also includes:

- 6 player minis with 6 plastic rings to denote their player color
- 1 Sheriff mini
- 6 bandit minis
- 1 General Store stand

3. SETUP

1. Place the game board in the middle of the play area.

2. Place all money cards in the designated area on the right side of the board.

3. Place all item cards in the General Store stand near the board.

4. Shuffle the poker cards and place them in a deck near the bottom right corner of the game board.

5. Discarded poker cards will go face up in a pile to the right of the poker card deck.

6. Place the cattle tokens on the Ranch spaces of their corresponding color face down so their values cannot be seen.

7. Place the Sheriff in the Sheriff's Office space located in Darkrock.

8. Place the two prospecting dice and supply of gold nuggets in the bottom right corner of the board.

9. Each player takes a player mat, all scoring cubes, and all story discs of one color. For the standard game, use the side of the player mat without spaces for legendary tokens.

10. Each player places their wound token on the 0 space of the wound tracker on their player mat.

12. In player order, each player chooses a mini and snaps the plastic base of their color onto their chosen mini.





11. Each player draws 2 character cards, chooses 1, and returns the other to the box. The most Wanted player takes the first player token. If players are tied for most Wanted, or no player is Wanted, then choose another method to determine who takes the first player token.



In this setup, Billy is the most wanted character starting with 2 wanted points.

13. Each player gains all starting items, money, poker cards, and Marshal points or Wanted points listed on the back of their character card.
   a. Place any items, mounts, and weapons listed on the back of a player's character card in their respective area on their player mat.
   b. Each player will place their mini in the space listed under "Starting Location" on the back of their character card. If a player's starting location is a general store or saloon space they may choose any of the 3 spaces connected to the listed general store or saloon.
   c. Each player will place their 2 discs next to the Story Card decks.



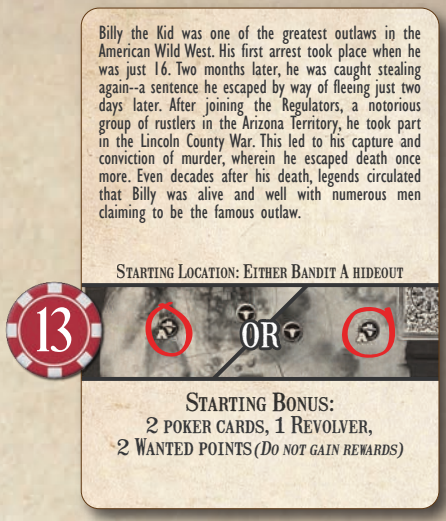







14. If a player chooses a character with Marshal points or Wanted Points, they place one scoring cube on the corresponding track. Marshal and Wanted points gained in this way do not grant any immediate rewards.
   a. If a player chooses a character without Marshal or Wanted points then they'll place their scoring cube next to the left side of the board.

15. Each player places one scoring cube on the 0 space of the LP track.

16. Each player places their two story discs next to the story card decks.

17. Shuffle the story cards together and place them face down on the board in two approximately even decks on the spots marked story cards.

18. Place 1 bandit mini on each Bandit hideout location that does not already contain a player mini.

19. Shuffle the fight cards and place the deck near the top right corner of the game board.

20. Give each player a player aid.

NOTE: It is highly recommended that Wanted players sit next to one another in clockwise order. Further, the first player token will remain with one player throughout the game.

CHARACTERS

Each character in ***Western Legends*** has a number of unique elements which help define how they will play the game. Character cards have the following elements:

- **Starting location:** this is where the character begins the game on the board.
- **Starting bonuses:** these are the advantages each character has at the start of the game. These include additional items, money, poker cards, and/or Marshal/ Wanted points.
- **Legendary ability:** this is a unique advantage that the player gains after they have 5 or more LP.

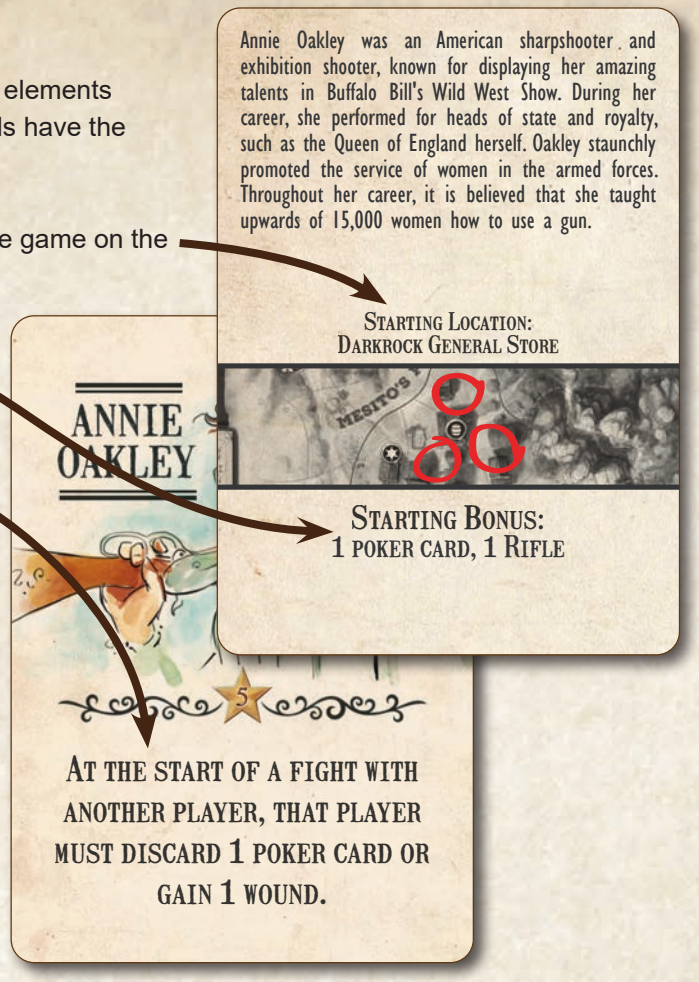

Some legendary abilities modify specific actions, such as fights or prospecting for gold, while others are actions that only the character can take. The elements unique to each character are intended to provide initial strategies and choices for the players. While some characters start the game as Marshals, they may decide that a life of crime is more suited for their aims. Inversely, a Wanted player can later join the Marshals after a night in jail.

4. PLAYING THE GAME:

Players compete to secure their legendary status by finishing the game with the most Legendary points (LP). LP is primarily acquired through the completion of notable acts such as fighting with other characters, driving cattle, and completing story cards.

At the start of the game, player determine the length of game they prefer to play: Short (15LP), Average (20LP), or Long (25LP). Place the end of game marker on the chosen space of the LP track. When a player has acquired LP equal to or greater than the amount set for game length, they trigger the end of the game. Each player, including the one who triggered the end of game, finishes the current round. Starting with the first player, players will then take one last turn so that each player has taken an equal number of turns.Once all players have taken their final turn, final scoring is determined.





PHASES OF PLAY

Each player's turn is comprised of the following three phases:

- **START OF TURN PHASE**
- **ACTION PHASE**
- **END OF TURN PHASE**

NOTE: While you never lose your weapons, you may only have one active at a time.You cannot switch weapons until the start of your next turn.

START OF TURN

During the START OF TURN phase, the active player carries out the following steps:

- Check for start of turn effects
- Choose one: Gain $20, draw 2 poker cards, or gain $10 and draw 1 poker card.
- Choose a weapon and mount for the turn

ACTION PHASE

Each turn, the active player chooses three actions to perform from a variety of different options. They may perform the same action multiple times in a single turn, unless stated otherwise.

The possible actions a player can take on their turn are as follows:

A. MOVE
B. USE AN ACTION ON A CARD
C. FIGHT ANOTHER PLAYER (ARREST, DUEL, OR ROB)
D. TAKE A LOCATION ACTION

A. MOVE:

Players can move up to their maximum movement with a single MOVE action.

- Players without a mount have a movement of 2.
- Players with a mount may use the mount's movement instead.

When moving, a player may move their mini into any space that is adjacent to their current space. The only exception to this are the two mesas which are surrounded by a red dashed line in the center of the board. Mesas are not considered spaces for movement.

Some abilities, goals, items, or other cards may refer to a player being in town or outside of town. Spaces are considered to be within town if they are located within the thick lines surrounding Darkrock and Red Falls. Outside of town is everything not in Darkrock or Red Falls.







B. USE AN ACTION ON A CARD:

Poker cards, item cards, and even some character cards which have the word “ACTION” printed on them can be used during this phase to take special actions otherwise unavailable to players.

When a player chooses to use the action on a card, they must do the following in order:

- Place the card face up on the table and read the text out loud.
- Carry out the necessary steps to complete the card’s text.
- If the action taken is on a poker card, then place it in the discard pile next to the poker deck. HOWEVER, if the action taken is on a character or item card, simply follow the instructions on the card.

C. FIGHT ANOTHER PLAYER
(ARREST, DUEL, OR ROB):

Fights are broken up into 4 steps, taken in order:

- **DECLARATION**
- **REVEAL**
- **REACTION**
- **REWARD**

1. DECLARATION - A player may only initiate a fight against another player in the same space. This player is referred to as the “target” player.

The active player must declare which type of fight they are initiating: Arrest, Duel, or Rob. Each type of fight offers a different reward.

To attempt an Arrest, the active player must already have at least 1 Marshal point, and their target must have at least 1 Wanted Point.

The active player then chooses 1 poker card from their hand and places it face down on the table. This is the card they will use in the fight.

The targeted player must now decide if they will fight or decline. If they fight, they also choose 1 poker card from hand and play it face down in front of them. This is the card they will use in the fight. If they decline, the active player immediately wins. In this case, skip to the Reward step.

2. REVEAL - Both players simultaneously reveal their selected cards and resolve any Bonus effects (from characters abilities, items, weapons, and/or poker cards).

NOTE: Not all poker cards have the ACTION effect on them. Some poker cards will have REACTION and others will have BONUS, neither of which require an action to activate.

FIGHTING EXAMPLE - DUEL



- Annie is in the same space as Bass Reeves and decides to use one of her three actions to fight him.

DECLARATION

- Annie declares a Duel against Bass and chooses a poker card to play face down.
- Bass accepts the fight and chooses a poker card to play face down as well.
- Annie’s ability forces the opponent to discard a card at the beginning of a fight, otherwise they gain 1 wound. Bass decides to discard a poker card from hand.

REVEAL

- Annie and Bass simultaneously flip and reveal their cards.
- Annie reveals a King, while Bass reveals a Queen. Bass’s Upgraded Shotgun increases the value of his poker card by 1, increasing it to a King.
- Since Annie is the active player she wins the tie.

REWARD

- Annie gains 2LP for winning the fight.
- Bass recieves 1 wound for losing the fight.
- Annie did not declare an Arrest or a Rob action, so nothing further happens to Bass.
- Annie cannot fight Bass again this turn.

3. REACTION - Players may now use Reaction effects on pokers cards in hand. The active player has the first opportunity to use a Reaction. After the active player, the targeted player may then use a Reaction. Continue this in this order until both players decline to play any further Reactions.

4. REWARD -The players in the fight receive penalties and rewards based on the type of fight chosen (Arrest, Duel, or Rob). The winner is the player that has the highest value card after effects are applied. Values cannot be increased higher than the rank of Ace or decreased lower than the rank of 2. The active player wins any ties. Regardless of the type of fight, the player that loses the fight always gains 1 wound and draws 1 poker card.

- **Arrest** (Marshal Players only) - If the active player wins, they gain 1 Marshal point. The Arrested player gains 1 wound, draws 1 poker card, and is placed at the Sheriff's Office space with the Sheriff. The Wanted player also lose all Wanted points, all cattle, and half their money and gold nuggets rounded up.
- **Duel** - If the active player wins, they gain 2LP.
- **Rob** - If the active player wins, they gain 1 Wanted point, and may choose to steal either half of the targeted player's money or half of their gold nuggets, rounded up. Additionally, they may also steal 1 cattle token from the losing player, if one is in their possession.

NOTE: If the target player declines a fight, the active player must still discard the poker card they chose during the Declaration phase.

Place all poker cards played during the fight into the discard pile next to the poker deck.
A player may only fight a specific player ONCE each turn. They may, however, initiate a fight against a different player as long as they have enough actions to do so.

Poker/Fight Card Values

When determining the winner of a fight, players will compare the numerical or face card value of their chosen card. The numerical cards can be determined by seeing which card has the highest number, while face cards follow the order J(ack)<Q(ueen)<K(ing)<A(ce).
The full list of fight cards are:

2<3<4<5<6<7<8<9<10<J<Q<K<A

D. TAKE A LOCATION ACTION:

The majority of actions a player can take on their turn are at locations. To take a location action, a player must be in the space of the location. To take a location action at either of the General Store or Saloon locations, a player must be in one of the three neighboring spaces. The locations and their specific actions are listed below.





D1. GENERAL STORE:
While in a space neighboring a General Store, a player may spend an action to purchase and/or upgrade any number of item cards, as long as they have enough money to do so.

Some important information about items:

- A player may only possess a single copy of each item.
- When purchasing a mount or weapon, players may immediately choose it as their primary mount or weapon.
- To upgrade a mount or weapon, pay its cost again.



D2. PLAY POKER:

While in a space neighboring a Saloon, a player may play a hand of poker. To do so, they spend an action, pay a $10 ante, and then draw 1 poker card. If any other players are in the same town, they may also choose to pay the $10 ante to draw 1 poker card and join--they do not have to be on a Saloon space.

If no other players join the hand of poker, then the player to the right of the active player takes on the role of the "dealer," setting aside their current hand of poker cards, and drawing 4 poker cards from the deck as their hand. The Saloon always adds $50 to the ante(s) as a reward for winning, regardless of the number of players in the hand.

After all players in the hand have paid their ante and drawn their cards, the top three cards of the poker deck are revealed. This is called "the flop". Players then make the best five card hand from the three revealed cards along with two more cards chosen from their hand. If a player has no cards when they ante they must play the 1 card they've drawn. For rankings of poker hands see the table below.

The player with the best hand wins the $50 from the Saloon, as well as all antes. The active player will win any ties. If the active player wins, they also gain 1 LP. All losing players draw 1 poker card. If the dealer wins, they gain no reward. All cards played in the hand are then discarded (along with the the flop).

If 2 non active players are tied in poker, split the pot + antes rounded down between those players, returning additional money to the bank if needed.

Poker Hands from Highest to Lowest

Name	Example	Description
Royal Flush	A♠, K♠, Q♠, J♠, 10♠	A-10 all of the same suit.
Five of a Kind	K♠, K♣, K♦, K♥, Cheat	Four cards of the same value plus the Cheat poker card.
Straight Flush	8♠, 7♠, 6♠, 5♠, 4♠	Five cards in a sequence, all of the same suit.
Four of a Kind	J♠, J♣, J♦, J♥, 7♠	Four cards of the same value.
Full House	10♠, 10♣, 10♦, 9♠, 9♣	Three cards of the same value, with 2 other cards of the same value.
Flush	4♠, J♠, 7♠, 8♠, 2♠	Five cards of the same suit, but not in a sequence.
Straight	9♠, 8♦, 7♥, 6♠, 5♣	Five cards in a sequence, but not of the same suit.
Three of a Kind	7♠, 7♦, 7♣, Q♥, 2♣	Three cards of the same value.
Two Pair	4♠, 4♣, 7♥, 7♠, K♦	Two different pairs.
Pair	K♠, K♥, 8♣, 2♦, 10♠	Two cards of the same value.
High Card	8♠, Q♦, 10♣, 3♥, 5♣	If you haven't made any of the hands above, the highest card played is your hand. (The Queen would be the hand in this example.)

PLAY POKER EXAMPLE:

- The active player initiates a round of poker at the Darkrock saloon. The active player pays $10 for the ante and $50 is added from the Saloon to make the pot. There are no other players are in Darkrock so the player to the right of the active player becomes the dealer.
- The dealer sets down their own hand of poker cards and draws 4 poker cards. The cards drawn are Cheat (2♦), Manhunt (4♥), Instincts (9♠), and Bulletproof (J♣).
- 3 poker cards are revealed on the flop: J♦, 3♣, 10♠.
- The dealer plays Cheat (2♦) and Bulletproof (J♣) facedown.
- The active player plays Lady Luck (10♥) and Fool's Gold (10♣).
- The cards are revealed. The active player loses, but uses the bonus effect of Lady Luck to gain $30 and draw a poker card in addition to the poker card for losing the game.
- The $60 in the pot is returned to the supply.

D3. PROSPECT FOR GOLD:

While at a Mine space, a player may spend an action to prospect for gold. To do so, the player rolls both prospecting dice. The prospecting dice have four possible results:

Gold Nugget
Gain 1 gold nugget

Tailings
Gain $10

Gold Dust
Gain $10 and reroll the die, applying the next result as well

Gravel
Gain nothing

Players can only carry a maximum of 4 gold nuggets.

D4. DEPOSIT NUGGETS:

While at the Bank space, a player may spend an action to sell their gold nuggets. For each gold nugget sold players gain $20 and 1LP. Return those nuggets to the supply. Players can only ever carry a maximum of $120. Any additional money gained above this limit is lost.

D5. HEIST:

While at the Bank space, a player may spend an action to initiate a Heist. To do so, they must first fight the guard at the bank to succeed. Players may only initiate a Heist action once per turn.

Guard Fight

- The player to the right of the active player draws 3 fight cards for the guard and chooses 1 to play face down.
- The active player chooses 1 poker card from their hand and plays it face down.
- Both cards are revealed.
- Bonus effects from character's abilities, items, weapons, and the played poker card are applied.
- The active player may play any number of Reactions.
- The effects from the played fight card are applied.
- The highest value wins the fight with the active player losing all ties.
- If the active player defeats the guard, they gain $80 and 3 Wanted points.
- If the active player loses, they gain 1 Wanted point, 1 wound, and draws 1 poker card.
- Discard the played poker card(s) and return all fight cards to the bottom of the fight deck in a random order.

HEIST EXAMPLE - PLAYER VS GUARD AT BANK

Billy the Kid is in the Darkrock bank space and decides to use one of his three actions to rob the bank.

- The guard (Player to Billy's right) draws three fight cards 3, 7, J and plays one face down.





- Billy chooses a poker card and plays it face down.

REVEAL

- Billy and the guard simultaneously flip and reveal their cards.

- The guard reveals a 3 which would normally cause the other player to gain 2 wounds.

- Billy reveals a Jack of Hearts, Bulletproof, which as a Bonus effect, cancels the wounds.

REWARD

- Billy has the highest card so he successfully robs the Bank gaining 3 WP and $80.



D6 HEAL:
While at the Doctor's Office, a player may pay $10 and spend an action to lose all of their wounds. They then draw 1 poker card for each wound lost in this way.



D7 REVEL:
While at the Cabaret space, a player may spend an action to gain LP. For every $30 they spend, they gain 1LP.

Money Traded In	LP
$30	1
$60	2
$90	3
$120	4



D8 ACQUIRE CATTLE:
ACQUIRE: While at a Ranch space, a player may spend an action to gain 1 face down cattle token. Cattle gained are placed on that player's mat. Players may look at the reward on their cattle token at any time. Players may only acquire 1 cattle token at a time.

Cattle tokens can be delivered in one of the two following ways:

WRANGLE: After a player ends their move action at the Rail Station space, they may deliver their cattle token to gain 1 Marshal point and the reward listed on the back of the cattle token. This does not require an action. Delivered Cattle tokens are shuffled into their respective Ranch space.



RUSTLE: After a player ends their move action at a Ranch of the opposing color, they may deliver their cattle token to gain 1 Wanted point and the reward listed on the back of the cattle token. This does not require an action. Delivered Cattle tokens are shuffled into their respective Ranch space.



D9 WORK:
While at ANY location, a player may spend an action to gain $10.

END OF TURN PHASE

At the end of a player's turn, they take the following steps in order:

- Resolve all story cards with the requisite number of discs on them.
- Discard down to maximum hand size: 5 cards minus 1 card for each wound.
- If they are Wanted, gain LP based on which row they occupy on the Wanted track.
- If they have acquired LP equal to or greater than the amount set for the game this triggers the end of the game. Finish the current round. Each player will then take one more turn, including the player who triggered the end of the game.
- The next player in clockwise order becomes the active player and starts their turn.

END OF TURN EXAMPLE

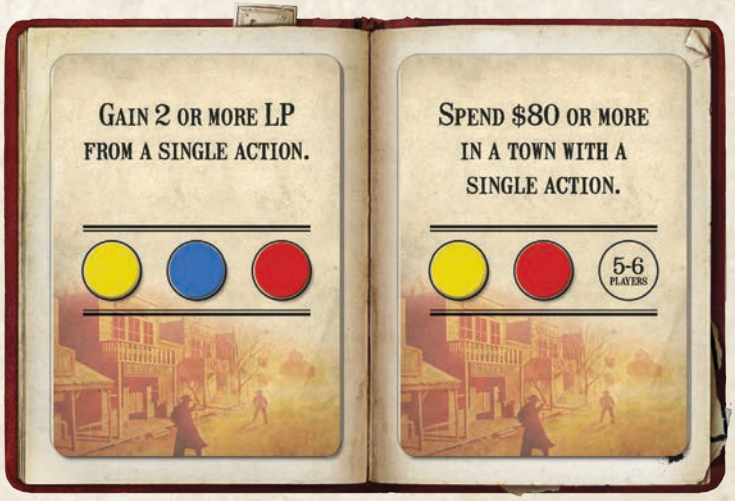

It's a 5 player game. 3 discs have been placed on the first story card and 2 discs on the second. The discs are removed from the first story card and its resolved. In this case the Yellow, Blue, and Red players would all receive the benefits.





At the end of his turn Billy has 6 poker cards in hand. Billy has 2 wounds, so his maximum hand size has been reduced from 5 to 3. Billy discards 3 of his poker cards, leaving him with 3.





Billy, the red player, is on the second space of the Wanted track. He gains 1LP for being on the 1st row of the track.

5. STORY CARDS

Story cards provide players with a thematic look into the world of ***Western Legends***. During a player's turn, if they meet the requirements for one of the available story cards, then they may place 1 of their discs on it. The condition to trigger each story card is printed on the back of each card. Each story card requires a specific number of discs before it can be resolved at the end of a player's turn.

The required number of discs depends on the player count of the game:

- **2-4 Players- 2 Discs**
- **5-6 Players- 3 Discs**

A player may only add 1 disc to 1 story card on their turn. If the same requirement is on both available story cards, then the player chooses which story card to which they will contribute. Players may not contribute to story cards when it is not their turn. If a player has both of their discs on story cards and would meet the requirements to place another disc, they may choose to move 1 of the placed discs from the other story card.

The player that contributes the last disc to resolve a story card carries out the following steps in order at the end of their turn:

- Read the narrative text aloud.
- Resolve the reward on the card for all players that contributed to the story card.
- Players that contributed more than 1 disc only gain rewards from the card once.
- Spawn bandits in all of the indicated bandit hideouts, if any. Bandits cannot be spawned to a space already containing a player, the Sheriff, or another bandit.
- The active player moves the Sheriff the indicated number of spaces (0-6)--this may cause an Arrest to trigger.

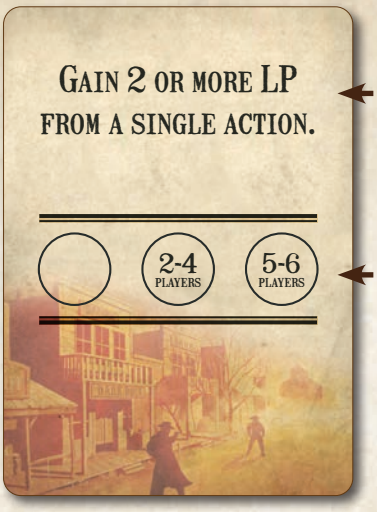

Trigger: When a player meets this requirement on their turn, they'll place a disc of their color on one of the spaces.

Player Count: Depending on the player count a certain number of players will have to contribute to a story card.

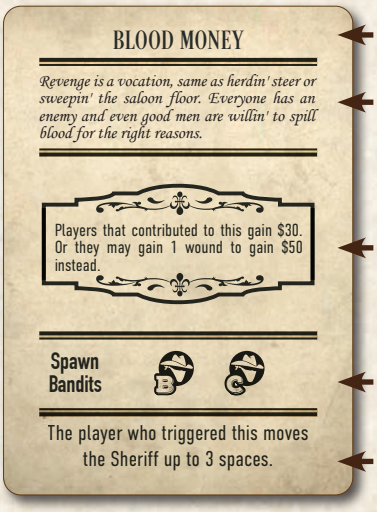

Story Card Title

Story Card Flavor Text

Story Card Reward

Bandit Spawn: Place bandits at these locations.

Sheriff Movement: The active player moves the sheriff 3 spaces.



STORY CARD RESOLUTION EXAMPLE

It's a 5-player game. 3 discs have been placed on the 1st story card, and 2 discs on the second.

The discs are removed from the 1st story card and it's resolved.

In this case the Yellow, Blue, and Red players will all receive the benefits.





In this example, the 2nd bandit cannot be spawned because a bandit is already in that space.

The 3rd bandit cannot be spawned because a player is currently in that space.



The Red player must move the Sheriff 3 spaces. However, the Red player doesn't want the Sheriff to be near him. He decides to move the Sheriff 3 spaces up and to the right so they're on opposite sides of the map.

6. MARSHAL/WANTED POINTS

While the Legendary track measures a player's overall status as a Western Legend, the Marshal and Wanted tracks measure their actions as either peacekeepers or outlaws.

A player may never have both Marshal and Wanted points at the same time. Wanted players may never gain Marshal points. However, Marshal players may choose to forfeit all their Marshal points and become Wanted if the opportunity presents itself.



MARSHAL POINTS

Marshal points are awarded to players for keeping the peace. They can be earned in the following ways:

- **Defeat a bandit in a fight:** 1 Marshal point
- **Wrangle cattle:** 1 Marshal point
- **Arrest a Wanted player:** 1 Marshal point
- **Use the action on the poker card Living Legend:** 1 Marshal point
- **Story card rewards:** as indicated on card

When a Marshal player gains any amount of Marshal points, they move their cube on the Marshal track and gain the rewards listed on each space they move through or into. If a player reaches the 9th and final space of the Marshal track and would then gain any number of points that would push them past this limit, they gain 1 LP per point gained instead.

A Marshal player may choose to become Wanted by taking an action that would result in gaining Wanted points. When doing so, they take their cube from the Marshal track and place it on the Wanted track. However, Wanted players may not become Marshal players in this way until they are Arrested and lose all Wanted points. Any time a player switches tracks, they start at the beginning of the new track, not from the same place they were on the other track.

At the end of the game, Marshal players will score LP based on which row they occupy on the Marshal track.

WANTED POINTS

Wanted points are awarded to players for their unlawful exploits. Players can earn Wanted points in the following ways:

- **Heist:** 1 Wanted point if unsuccessful or, 3 Wanted points and $80 if successful
- **Rob a Player:** 1 Wanted point
- **Rustle Cattle:** 1 Wanted point
- **Use the action on the poker card Living Legend:** 1 Wanted point
- **Story card rewards:** as indicated on card

When a Wanted player gains any number of Wanted points, they move their cube on the Wanted track and gain the rewards listed on each space they move through or into. If a player reaches the 9th and final space of the Wanted track and would then gain any number of points that would push them past this limit, they gain 1LP per point gained instead.

At the end of a Wanted player's turn, they gain LP based on the row they occupy on the Wanted track: 1LP for the 1st row, 2LP for the 2nd row, and 3LP for the 3rd row. At the end of the game, the most Wanted player will score 3LP (unless tied). Each other Wanted player scores 1LP.

MARSHAL TRACK ADVANCEMENT EXAMPLE

In this example a player has gained 2 Marshal points, moving them from the 1st to the 3rd space. The player gains $20 and 2LP.

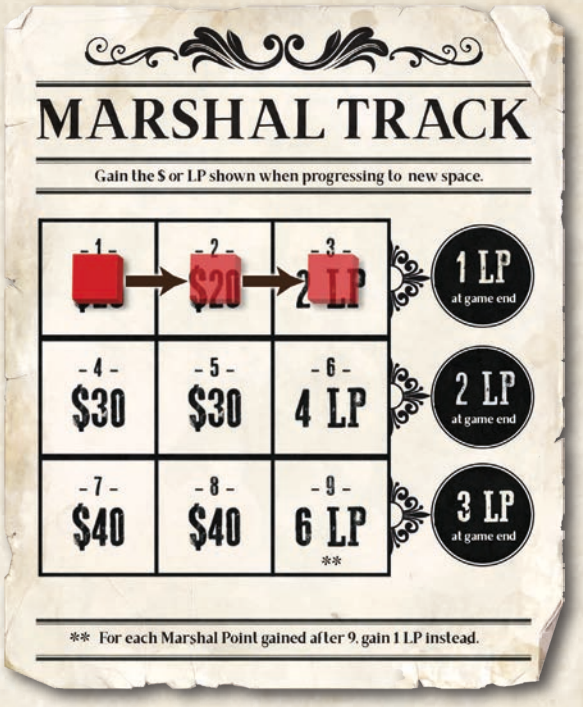

NOTE: Only players without Wanted points may gain Marshal points.

WANTED TRACK ADVANCEMENT EXAMPLE

In this example the player has earned 1 Wanted Point. They immediately draw 1 poker card for reaching the 6th space. At the end of the player's turn they gain 2LP for being on the second row of the Wanted Track.



BANDITS/SHERIFF

Unlike the guard at the Bank, bandits and the Sheriff are represented in the game with minis. While very different, all three are collectively referred to as non-player characters, or NPC's, in the game. The difference between bandits and the Sheriff are detailed below.

PLAYER VS BANDITS: There are three different gangs of bandits, each of which has two bandit hideouts outside of town. Bandits are only spawned on the board by resolving story cards (after their initial placement during setup). When a story card spawns bandits on the board, only spawn a bandit if the space does not already contain another bandit, a player mini, or the Sheriff.

When a player enters a space with a bandit, their movement immediately ends and a fight is initiated.

THE STEPS FOR A BANDIT FIGHT ARE AS FOLLOWS:

- The active player chooses 1 poker card from their hand and plays it face down.
- The player to the right of the active player draws 2 fight cards for the bandit and chooses 1 to play face down.
- Both cards are revealed.
- Bonus effects from characters abilities, items, weapons, and the played poker card are applied.
- The active player may play any number of Reactions.
- The effects from the played fight card are applied.
- The highest value wins the fight, with the active player losing all ties.
- If the active player defeats the bandit, they choose to gain 1LP or 1 Marshal point. Wanted players may not choose to gain 1 Marshal point.
- If the active player loses, they gain 1 wound and draw 1 poker card.
- Remove the bandit regardless of the outcome.
- Discard the played poker cards and return all fight cards to the bottom of the fight deck in a random order.

FIGHTING EXAMPLE - PLAYER VS BANDIT

• Annie enters a space with a bandit and a fight is immediately initiated.



• Annie chooses 1 poker card from her hand and plays it face down.

• The player to the right of Annie draws 2 fight cards for the bandit and chooses 1 to play face down.

• Both cards are revealed at the same time.

• Any bonus effects from character's abilities, items, weapons, and the played poker card are applied at this time.

• Annie reveals a 10 of Clubs which has no effect on the fight while the bandit is showing a Jack, which is higher than Annie's card.

• Annie may play any number of Reactions now that cards have been revealed. Seeing that the Bandit card is 1 level higher than her card in value, she could play her Stick Em Up! which decreases the value of the fight card by 1.



• Unfortunately, the active player does not win ties against NPCs, so she decides to not waste the card.

• The effects from the played fight card is now applied so Annie receives her $10.

• If Annie were to have defeated the bandit, she could choose to gain 1LP or 1 Marshal point unless she is a Wanted player, in which case she could not choose to gain 1 Marshal point.



• Since Annie is the active player and she lost the fight, she gains 1 wound and draws 1 poker card.

• The bandit is now removed from the board even though the bandit won the fight.

• Annie's played poker card is discarded and all fight cards are returned to the bottom of the fight deck in a random order.

PLAYER VS SHERIFF: The Sheriff starts the game at the Sheriff's Office space in Darkrock. As long as there is at least one Wanted player, the Sheriff will move each time a story card that includes Sheriff movement is resolved. As long as there is at least one Wanted player, the Sheriff may also be moved with the action effect on the Manhunt poker card.

NOTE: Wanted players may not enter the same space as the Sheriff.

If the Sheriff enters the same space as a Wanted player, the Wanted player(s) must immediately discard 1 poker card. If there are 2 or more Wanted players in the space as the Sheriff, the player that moved the Sheriff decides which player the Sheriff will attempt to Arrest.

THE STEPS FOR AN ARREST ATTEMPT WITH THE SHERIFF ARE AS FOLLOWS:

- The Wanted player chooses 1 poker card from hand and places it face down.
- The player to the right of the Wanted player draws 4 fight cards for the Sheriff and chooses 1 to play face down.
- Both cards are revealed.
- Bonus effects from characters abilities, items, weapons, and the played poker card are applied.
- The active player may play any number of Reactions.
- The effects from the played fight card are applied.
- The highest value wins the fight, with the active player losing all ties.
- Discard the played poker card(s) and return all fight cards to the bottom of the fight deck in a random order.

If the Sheriff successfully Arrests the Wanted player, they gain 1 wound, draw 1 poker card, and are placed at the Sheriff's Office space with the Sheriff. The Wanted player also loses all Wanted points, all cattle, and half their money and gold nuggets rounded up.

If the Wanted player wins, they have successfully avoided capture. Place the Sheriff at the Sheriff's office, but gain no further rewards.

WAYS TO MOVE THE SHERIFF

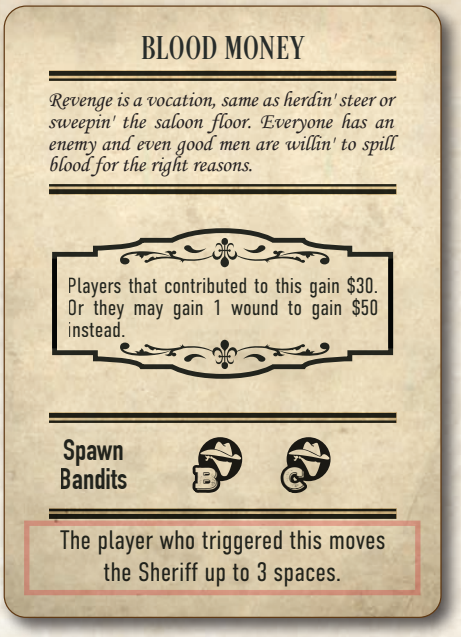

Last step in a triggered Story Card.



Using an action to play Manhunt.



7. ITEM CARDS

Item cards are valuable tools that players will use to assist in their aims and exploits. Some item cards can even be upgraded, providing additional advantages and LP at the end of the game. There are three different types of item cards, which are explained further below:

Mounts provide additional movement which allows players to travel across the board much more efficiently. Players may own more than one mount, but only a player's top mount is considered active during their turn. Mounts may be upgraded by paying their cost a second time at the General Store.

Weapons provide bonuses which give players an advantage in fights. Players may own more than one weapon, but only a player's top weapon is considered active during their turn. At the start of their turn, the active player may change their active weapon. Weapons may be upgraded by paying their cost a second time at the General Store.

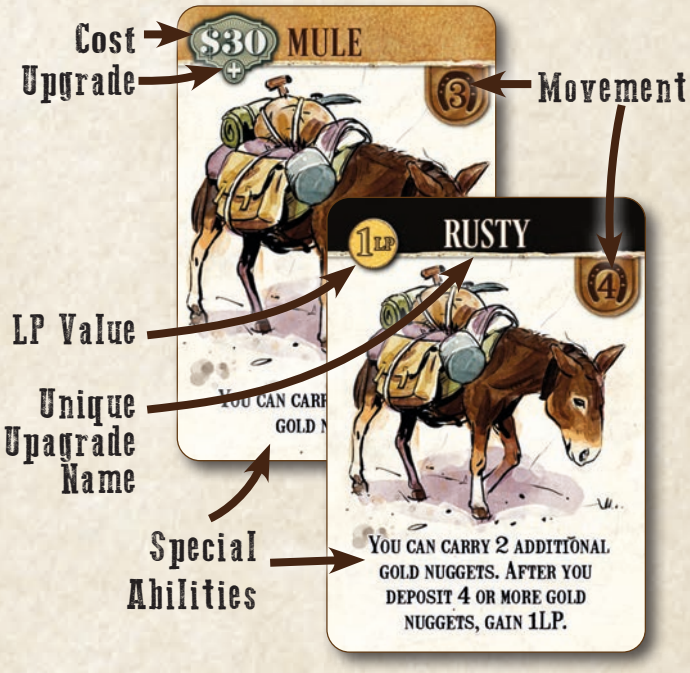

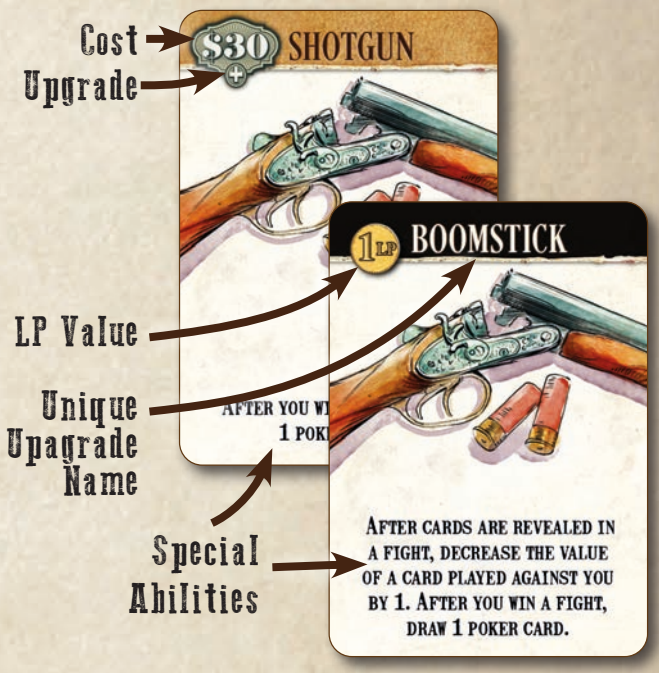

Miscellaneous items offer a variety of abilities for various strategies such as prospecting for gold and playing poker. These items may not be upgraded. A player may own up to three miscellaneous items at one time. Once a player has three miscellaneous items, they may not purchase further miscellaneous items until they have made space available in their personal inventory. Discarded items are returned to the General Store stand.



NOTE: Players may never own more than one copy of any item at a given time.

8. POKER CARDS

Poker cards are used in a number of ways in ***Western Legends***. They provide special actions and bonuses, their values are used to determine the winner of fights, and, of course, they can be used to play poker at the Saloon.

All poker cards have an action, bonus, and/or reaction ability.

Players have a maximum hand size of 5 poker cards, but do not discard down to this limit until the end of their turn. This hand size is reduced by 1 for each wound they recieve during the game.

Discarded poker cards are placed in a discard pile next to the poker deck.

When a player is drawing cards and there are no cards remaining in the poker deck, shuffle the discard pile and return it to the poker deck space on the board. The player will then continue to draw poker cards.

Bonus abilities allow players to gain a bonus effect for a specific action, such as in a fight or poker.

- Bonus effects are activated after cards are revealed and only when the condition is met.
- The bonus effect does not require spending an action and can still be used when it is not your turn.



Reaction abilities allow players to play the card from their hand when a condition is met to modify the outcome of an action or fight.

- The reaction effect does not require spending an action and can still be used when it is not your turn.



Action abilities allow players to take actions they could not otherwise take on their turn.

- Using an action ability requires you to spend an action on your turn to perform.



9. WOUNDS

Wounds represent the physical perils of the Wild West. Each wound a player has affects them in two ways:

1. A player's hand size is reduced by 1 for each wound they have. Cards above their hand limit are discarded at the end of their turn.
2. Players lose 1LP for each wound they have at the end of the game.

A player can have a maximum of 3 wounds. If a player would gain any additional wounds, the additional wounds are ignored.

The following are ways a player can heal (remove) their wounds:

- Pay $10 at the Doctor's Office to lose all wounds.
- Use the bonus ability on the Bulletproof poker card in a fight.
- Purchase the Whiskey item.
- Use the action ability on the Provisions item.



NOTE: A player gains 1 wound when losing a fight against NPCs or players.

10. END OF GAME

The end of the game is triggered when a player reaches or exceeds the required number of LP for the game length determined during setup:

- **SHORT: 15LP**
- **AVERAGE: 20LP**
- **LONG: 25LP**

The end of game marker is used to track the determined LP at the beginning of the game. Each player, including the one who triggered the end of game, finishes the current round. Starting with the first player, players will then take one last turn so that each player has taken an equal number of turns.

Once all players have taken their final turn, final scoring is determined. To determine a player's final score, do the following:

- Gain LP for each upgraded mount and/or weapon they own. LP from upgraded mounts and/or weapons can be found in the top left corner of the cards.
- Gain 1LP for every $60 they have--2LP max (no rounding up or down)
- Lose 1LP for each wound
- The most Wanted player gains 3LP, and each other Wanted player gains 1LP. If there is a tie for, each tied player instead gains 1LP
- Marshal players gain LP based on which row they occupy on the Marshal track
- If playing the Goals variant, reveal and gain LP equal to their legendary tokens they have gained

The player with the most LP is the winner. In the event of a tie, the player with the most Marshal or Wanted points wins. If there is still a tie, the player with the most gold nuggets wins. If there is still a tie, the player with the fewest wounds wins. If there is still a tie, then the tied players share the victory.

END OF GAME FINAL TURN EXAMPLES

In a short game (15LP), if the Blue player reaches 15LP they trigger the end of the game. The Blue player will finish their turn, and the Purple player will take 1 turn to finish the round. This is the end of the round since the player to the left of Purple has the First Player token. Starting with the Red player, and continuing clockwise to the Purple player, each player will take one last turn. Once the Purple player has finished their turn the game is over.



11. VARIANTS

2 PLAYER VARIANT



For the 2 player version of the game, players will use the Man in Black deck, which is comprised of 10 action cards and 1 rules/setup card. Game play remains the same, with players fighting to obtain the most LP. However, the Man in Black is also trying to win the game!

Detailed rules for the Man in Black can be found on the Man in Black rules/setup card.

GOAL CARD VARIANT

Goal cards provide players with additional challenges and rewards in the form of legendary tokens. When playing with this variant, add the following steps to set up:



1. Use the goal side of each player mat which has a space for legendary tokens
2. Each player takes the 4 goals corresponding to their character card. They discard 1 random goal card, returning it to the box without looking at it. This goal will not be used in this game. Keep all other goal cards face down from the other players.
3. Place all legendary tokens face down within reach of all players.





Completing a Goal

After a player meets the requirements for a goal card, they may complete it by revealing it and announcing the condition. The player then takes an amount of legendary tokens from the supply equal to the number of goals they have completed. They then return and shuffle any legendary tokens in excess of the goals they have completed face down to the supply. Completing a goal card does not require an action. Players may complete more than one goal card on their turn.

The 18 face down legendary tokens contain:

- 9 worth 2LP
- 6 worth 1LP
- 3 worth 3LP



At the end of the game, players will earn additional LP for the legendary tokens they have gained. There is no penalty for uncompleted goals at the end of the game. Players can complete a maximum of 3 goals when using this variant.



12. RULES CLARIFICATIONS

- Marshal players may become Wanted players, but Wanted players cannot become Marshals. If a Wanted player is Arrested, they lose all Wanted points, and can then choose to become a Marshal player thereafter.
- Bandits are removed from play after fighting with a player, regardless of the outcome.
- Players can play a maximum of 1 “Reputation” card on their turn, regardless of how many Marshal or Wanted points they gain.
- When the Sheriff moves into a space with a Wanted player, that player must first discard 1 poker card before initiating a fight.
- Wanted players may not move into a space with the Sheriff.
- The poker card Cheat can be used by both the players and the dealer.

TIPS AND STRATEGIES

WEAPONS: Purchasing and upgrading weapons is a great way to gain an edge when fighting. The Wild West is a dangerous place, so every advantage you can gain is one worth having. Upgrading weapons, as well as mounts, also offer end of game LP.

POKER CARDS: Poker cards are vital in ***Western Legends***. Use high value cards to win fights. Bonus effects on cards like Cheat and Lady Luck are better suited to help you win at poker. The bonus and reaction effects on cards like Shootout and Stick ‘Em Up can make an Ace played against you less potent. Don’t fight if you likely will not win.

PROSPECTING FOR GOLD: It is possible to win the game without ever committing to the Marshal or Wanted tracks. Prospecting for gold is a strategy unto itself that requires no moral disposition. It provides money to purchase mounts and weapons that will help you during the game. The money earned from depositing gold nuggets can also be spent to revel, earning you even more points! An upgraded Mule and Miner’s Map can help reinforce this strategy further.

GOLD/MONEY: It is unwise, especially for Wanted players, to carry large amounts of money and/or gold nuggets, as they can be lost when Arrested or robbed by another player. Use the Sprint and Saddle Up poker cards to quickly navigate dangers all in a single turn. Don’t forget, every $60 at the end of the game is worth 1LP!

MARSHAL PLAYERS: Marshal players have less risk than Wanted players, but Marshal points are much harder to come by. If you plan to reach the 3rd, 6th, or 9th spaces of the Marshal track you’ll need to be diligent. If your fellow players aren’t Wanted, you’ll have to wrangle cattle and fight bandits--especially before Wanted players have the opportunity to do so. Unlike the Wanted players, you can afford to wander around the board without worrying about the Sheriff. Use the bonus money from gaining Marshal points to purchase and upgrade mounts and weapons. Use the Manhunt poker card to slow down Wanted players that are near the Sheriff.

WANTED PLAYERS: You’ve chosen a harsh but exciting path that will require you to always be on the run. It is highly recommended that you get a mount before becoming Wanted, as you will need to outrun Marshal players and the Sheriff. Early in the game, being Wanted is less dangerous, as players are developing their strategies. In a higher player count game, be careful as story cards will be completed more often. This allows the Sheriff to move more frequently. Keep high value cards in hand, especially Quickdraw, so you have a better chance to defeat the Sheriff. An outlaw with few or no cards in hand is an easy target. Robbing other players, or a Heist at the bank, is an easy way to score more Wanted points. Deposit gold nuggets and spend money to minimize the penalty of being Arrested. Remember that arrest is an inconvenience, at most, if you plan accordingly. Being an outlaw is all about opportunity and when to seize it!



WESTERN LEGENDS - FIRST GAME

To begin, please follow the standard game Setup found on pages 4-5 in the ***Western Legends*** rulebook with the following exceptions:

2. Return the following items to the game box: Whiskey, Ten-Gallon, and Miner's Map
5. Return all cattle tokens to the game box. During the first game, players may not take the Acquire Cattle action.
10. Each player chooses one of the following characters: Annie Oakley, Bass Reeves, Billy the Kid, or Bloody Knife (if playing with 4 players).
15. Shuffle and place only the following story cards on the board into a single deck.

- The Wild Wild West
- Dead or Alive
- The Pinkertons
- Local Rabble
- Fortune Favors the Bold
- The Cruel Wastes
- Bloody Money
- High Noon
- Rub Some Dirt In It
- The Law
- Tribes of the Mesa
- Cheap Horse
- Ghost Mine
- Snake Oil Salesman
- The Widow
- Spit-shined and Proper
- The Preacher
- Tools of the Trade
- The Sheriff of Darkrock
- Harsh Times

17. Return all character goals to the game box.
18. Billy the Kid will take the First Player Token and begin the game since he has the most Wanted points.

GAME LENGTH

The first player to reach 15LP will trigger the end of the game. When a player has acquired LP equal to or greater than 15, this trigger the end of the game. Turns continue until the player with the First Player token takes their turn. Beginning with that player, and continuing clockwise, each player takes one more turn. Afterwards players will count up their final score by factoring in upgraded mounts and weapons, as well as bonus LP from the Marshal and Wanted tracks.

OVERVIEW

PLAYER'S TURN SUMMARY

- START OF TURN
- ACTION PHASE
- END OF TURN

Start of Turn: Before you can perform any actions on your turn, players must choose to take 1 of the 3 options:

1. Draw 2 poker cards.
2. Gain $10 and draw 1 poker card.
3. Gain $20.

Action Phase: Players have 3 actions they can spend on their turn to do the following:

1. Move (pg 7)
2. Use an Action on a card (pgs 8)
3. Fight Another Player (pgs 8)
4. Take a Location Action (pgs 9-12)

End Your Turn: After a player has taken their 3 actions, do the following to end their turn:

1. Resolve all story cards with the requisite number of discs on them. (pgs 13-14)
2. Discard down to maximum hand size: 5 cards minus 1 card for each wound.
3. If they are Wanted, gain LP based on which row they occupy on the Wanted track.(pgs 13-14)
4. If they have acquired LP equal to or greater than the amount set for the game, this triggers the end of game. Finish the current round. Each player will then take one more turn, including the player who triggered the end of game.
5. The next player clockwise becomes the active player and starts their turn.

OTHER RULES

- Bandits (pgs 17)
- Sheriff (pgs 18)
- Characters (pgs 6)
- Story Cards (pgs 14)
- Poker cards- Action, Bonus, Reaction (pgs 20)

