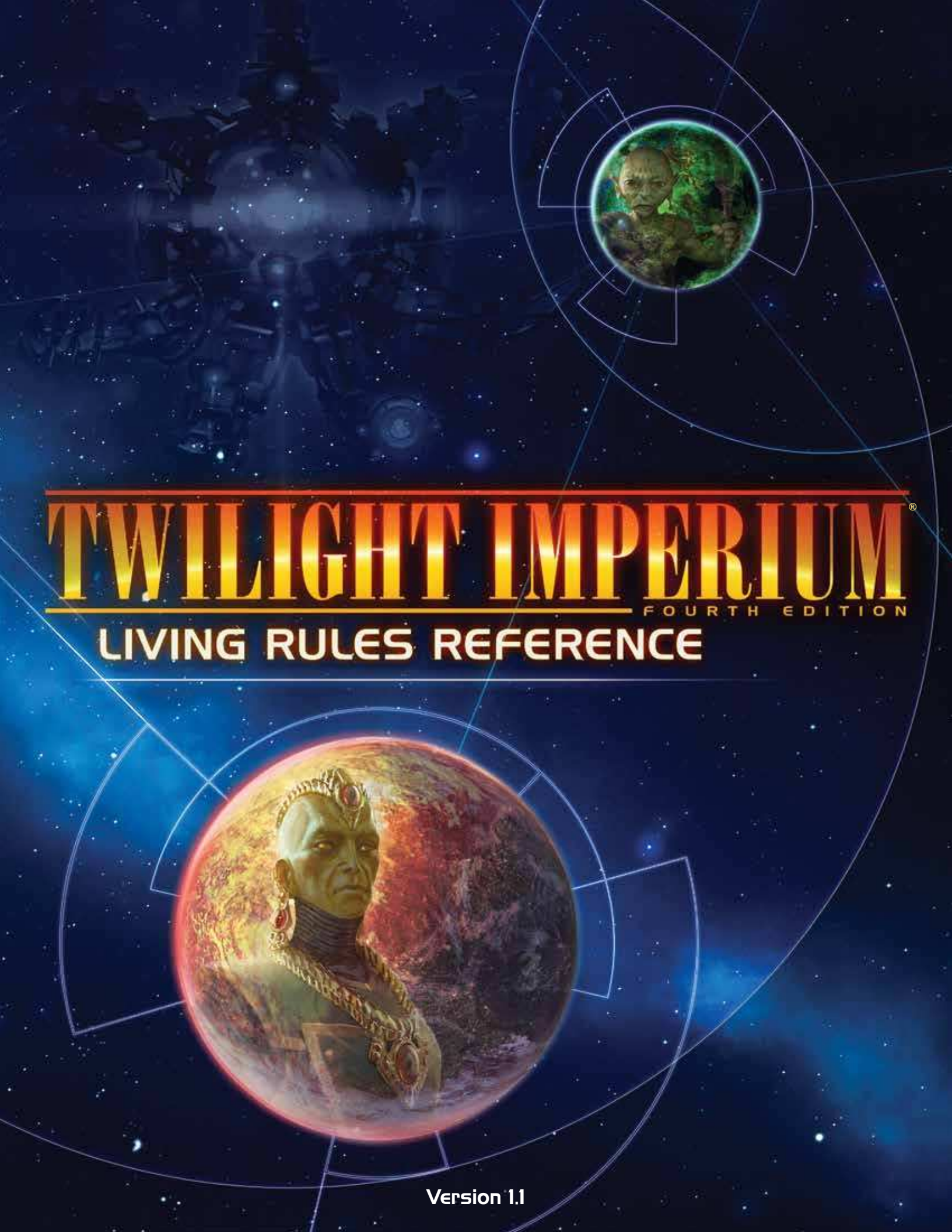

TWILIGHT IMPERIUM®

FOURTH EDITION

LIVING RULES REFERENCE

Version 1.1

Credits

FANTASY FLIGHT GAMES

FOURTH EDITION DEVELOPMENT	Dane Beltrami with Corey Konieczka
ORIGINAL GAME DESIGN AND TWILIGHT IMPERIUM SETTING AND FICTION	Christian T. Petersen
PRODUCER	Jason Walden
TECHNICAL WRITING	Adam Baker
EDITING AND PROOFREADING	Mark Pollard
BOARD GAME MANAGER	James Kniffen
TWILIGHT IMPERIUM STORY REVIEW	Matt Newman, Katrina Ostrander, and Sam Stewart
GRAPHIC DESIGN	Christopher Hosch with WiL Springer
GRAPHIC DESIGN MANAGER	Brian Schomburg
COVER ART	Scott Schomburg
MAP TILE ART	Stephen Somers
INTERIOR ART	Cristi Balanescu, Anders Finér, Tomasz Jedruszek, Alex Kim, and David Auden Nash
ART DIRECTION	Andy Christensen
SCULPTING	Neil Hagre, with Bexley Andrajack and Akshay Pathak
SCULPTING COORDINATOR	Niklas Norman
MANAGING ART DIRECTOR	Melissa Shetler
QUALITY ASSURANCE COORDINATOR	Zach Tewalthomas
SENIOR PROJECT MANAGER	John Franz-Wichlacz
SENIOR MANAGER OF PRODUCT DEVELOPMENT	Chris Gerber
CREATIVE DIRECTOR	Andrew Navaro

ASMODEE NORTH AMERICA

PRODUCTION COORDINATION	Marcia Colby, Jason Glawe, Liza Lundgren, and Johanna Whiting
PRODUCTION MANAGEMENT	Megan Duehn and Jason Beaudoin

PLAYTESTERS: Jason Aiken, Maxwell Andersen, Victor Andrade, Michael Beck, Tyler Beckett, Thomas Black, Zach Blomme, Brandon Bockhold, Michael Bomholt, JS Bragg, Ben Burch, Jonathan Bush, Stefano Carlino, Andrew Carr, Matt Carter, Federico Castelo, Kara Centell-Dunk, Roy Chartier, Daniel Lovat Clark, John Clarke, Kevin Collins, Rebecca Corner, Glenn Cullen, Hayden Cunningham, Caterina D'Agostini, Stuart Day, Chris J Davis, Andrea Dell'Agnese & Julia Faeta, Pablo Densen, Ariel Dominelli, Tony Fanchi, Andrew Fischer, Simon Forsbrook, Alix Talbot Gagner, David Gagner, Ian Gillings, Molly Glover, Tino Gouvras, Chris Hardin, Alex Hartman, Ben Hodgson, Grace Holdinghaus, Chris Huter, Nate Kaplan, Daniel Keith, Erik Kemnitz, Jason Kerr, Jewel Kerr, Kees-jan Kleef, Lawrence Keohane, Ben Kline, Oli Lan, Jamie Lewis, Josh Lewis, Scott Lewis, Mark Larson, Ty Lunch, Kenneth Mackinnon, Greg Mahlum, Federico Martínez, Pim Mauve, Chris Mayfield, Michael McFadgen, Sam McGrath, Max McLaughlin-Callan, Sawyer Meegan, Mihai Georgescu, Troy Miller, Peter Leo Minor, Glenn Mondro, Riley Mullins, Will Mundy, Nathan Neeson, Ken Nelson, Eli Ninnemann, Ciaran O'Sullivan, Spencer Palmer, Robert Parkinson, Ryan Peck, Brandon Perdue, Ben Pletcher, Alex Porter, Jeremy Rainbow, Kendra Rainbow, Scott Randolph, Mike Reynolds, Daniel Smith, Joshua Stocks, Kramer Straube, Taylor Swain, AJ Swanson, Zach Tedford, Zeb Tedford, James Thorne, Jake Tighe, Regine Mualla Tighe, Aaron Uchytil, Jan-cees Voogd, Joris Voogd, Mark Wilkie, and Brandon Williams

Special thanks to all of our beta testers..

✦ *A special thank you to Michael Bomholt, Scott Lewis, Matt Martens, and Dustin Shunta for your assistance, and an additional thank you to everyone who submitted questions and suggestions for the FAQ.*

FANTASY FLIGHT GAMES

Fantasy Flight Games
1995 West County Road B2
Roseville, MN 55113
USA

© 2017 Fantasy Flight Games. ***Twilight Imperium***, Fantasy Flight Games, and the FFG logo are registered trademarks of Fantasy Flight Games.

Changelog

LIVING RULES REFERENCE VERSION 1.1 02/03/18

ERRATA

- Devotion ..... Yin Faction Ability
- Diplomacy ..... Strategy Card
- Hyper Metabolism ..... Technology
- Matriarch ..... Naalu Flagship
- Unstable Planet ..... Action Card
- Veto ..... Action Card

CORRECTIONS

- Timing ..... page 4
- Complete Setup ..... step 12, substep iii
- Action Cards 2.9, 2.10
- Commodities 20.2, 20.3
- Movement 49.4
- Space Combat 67.5, 67.7
- Warfare 88.3

ADDITIONS AND CLARIFICATIONS

- Abilities 1.12
- Action Cards 2.6, 2.7
- Action Phase 3.3
- Adjacency 6.2, 6.3
- Command Tokens 19.3, 19.6
- Component Limitations 22.4
- Control 24.5
- Fleet Pool 34.1
- Gravity Rift 37.2
- Ground Combat 38.4
- Producing Units 58.6
- Production 59.1
- Space Combat 67.9
- Valefar Assimilator 79.16–79.21
- Trade 81.4
- Transactions 83.6
- Victory Points 87.7

USING THIS REFERENCE

This document is the definitive source for all *Twilight Imperium: Fourth Edition* rules. The Living Rules Reference will occasionally be updated with additions, clarifications, errata, and an FAQ, changes to which are listed- on page 3. Additionally, the related topics of each entry can be clicked to navigate to the associated section.

This reference includes two main sections: advanced concepts and the glossary. The advanced concepts section contains general rules that players should learn after playing their first game, including the complete setup rules.

The glossary provides players with detailed rules and clarifications listed in alphabetical order by topic. Players are encouraged to use the index on page 32 to find specific topics within the glossary.

ADVANCED CONCEPTS

GOLDEN RULES

The golden rules are fundamental game concepts on which all other game rules are built.

- If information in this Rules Reference contradicts the Learn to Play booklet, the Rules Reference takes precedence.
- If a card ability contradicts information in the Rules Reference, the card takes precedence. If both the card and the rules can be followed at the same time, they should be.
- If a card or faction ability uses the word "cannot," it is absolute and cannot be overridden by other abilities.

TIMING

During the action phase, if there are multiple abilities that players wish to resolve at the same time, each player takes a turn resolving an ability **in initiative order, beginning with the active player**. This process continues until each player has resolved all the abilities that he wishes to resolve during that timing window.

During the strategy and agenda phases, if there are multiple abilities that players wish to resolve at the same time, each player takes a turn resolving an ability **starting with the speaker and proceeding clockwise**. This process continues until each player has resolved all the abilities that he wishes to resolve during that timing window. For more information about timing and ability resolution, see "Abilities" on page 6.

COMPLETE SETUP

This section describes how to set up a game using all of the advanced rules. Note that some of these steps vary slightly from the "First-Game Setup" rules.

STEP 1—DETERMINE SPEAKER: Randomly determine one player to gain the speaker token; he is the speaker.

STEP 2—CHOOSE FACTIONS: Each player chooses one faction sheet; this is his faction for the game.

STEP 3—GATHER FACTION COMPONENTS: Each player takes the following components that match his faction. Each player places his faction sheet and all of his faction's components in his play area. Players return all unused faction components to the game box.

- 1 home system tile
- 17 control tokens
- 16 command tokens
- 1 faction promissory note
- 2 faction technology cards
- faction-specific tokens

NOTE: Only the Naalu Collective, the Nekro Virus, and the Ghosts of Creuss have faction-specific tokens.

STEP 4—CHOOSE COLOR: Each player chooses one color and takes the following components corresponding to that color. Each player places his plastic units and command sheet in his play area.

- 59 plastic units
- 1 command sheet
- 25 technology cards
- 4 promissory notes

Each player combines his color-specific and faction technology cards into one technology deck and his color-specific and faction promissory note cards into one promissory note deck. Then, he places these decks in his play area.

STEP 5—DISTRIBUTE STARTING PLANET CARDS: Each player takes the planet cards that correspond to the planets in his home system and places them faceup in his play area.

STEP 6—CREATE GAME BOARD: Place the Mecatol Rex system tile in the center of the common play area—this is the center of the galaxy. The galaxy will consist of three rings around Mecatol Rex. Each player's home systems will be in a set position in the third ring. Use the "Game Board Setup" diagram to estimate where players' home systems will be placed based on each player's position around the game area. Then, create the game board following these steps:

i. **SEPARATE SYSTEMS:** Separate the system tiles into two piles using the color on the back of each tile: one pile of blue-backed system tiles and one pile of red-backed system tiles. Green-backed system tiles are home systems and are not separated into piles in this way.

ii. **DEAL SYSTEM TILES:** Shuffle each pile of system tiles facedown. Then, deal facedown system tiles to each player according to player count:

- **THREE-PLAYER:** Six blue and two red tiles are dealt to each player.
- **FOUR-PLAYER:** Five blue and three red tiles are dealt to each player.
- **FIVE-PLAYER:** Four blue and two red tiles are dealt to each player.
- **SIX-PLAYER:** Three blue and two red tiles are dealt to each player.

NOTE: For a five-player game, one additional system tile will be needed. Before placing system tiles, the speaker draws one random red-backed system tile and places it faceup in any space adjacent to Mecatol Rex.

iii. **PLACE SYSTEM TILES:** First, players place their home systems in the approximate positions where they will connect to the galaxy. Then, starting with the speaker and proceeding clockwise, each player places one system tile faceup in the first ring around Mecatol Rex. After the last player has placed his first tile, he places a second tile. Then, the order of tile placement reverses and proceeds counterclockwise, until it reaches the speaker again, who places two tiles. Then, tile placement reverses again and proceeds clockwise. This process repeats until players have placed all of their tiles.

Each ring around Mecatol Rex must be fully built before any tile can be placed in the next ring. Anomaly system tiles **cannot** be placed next to one another unless there is no other option. Additionally, system tiles that contain the same type of wormhole **cannot** be placed next to one another unless there is no other option. After placing all of the dealt system tiles, players attach their home systems to the rest of the galaxy.

NOTE: During a five-player game, three players will be at a slight disadvantage based on their home systems' starting positions on the game board. After creating the game board, those players receive trade goods based on their positions. Use the diagram to the right to determine how many trade goods each of those players receives.

STEP 7—PLACE CUSTODIANS TOKEN: Place the custodians token in the center of the game board on Mecatol Rex.

STEP 8—SHUFFLE COMMON DECKS: Shuffle the action card, agenda, stage I objective, stage II objective, and secret objective decks separately and place them in the common play area.

STEP 9—CREATE SUPPLY: Gather and create separate piles in the common play area for trade good tokens, fighter tokens, and infantry tokens.

STEP 10—GATHER STRATEGY CARDS: Place each of the eight strategy cards faceup in the common play area within reach of the speaker.

STEP 11—GATHER STARTING COMPONENTS: Each player gains the starting technologies and starting units listed on the back of his faction sheet. Each player places the technology cards faceup near his faction sheet and the starting units in his home system.

Each player places three command tokens in his tactic pool, three command tokens in his fleet pool, and two command tokens in his strategy pool.



STEP 12—PREPARE OBJECTIVES: Prepare objectives as follows:

i. Each player draws two secret objectives and chooses one to keep. Shuffle the unchosen secret objectives back into the secret objective deck without revealing them.

ii. Place the victory point track near the game board. As a group, players decide whether to play with the 10- or 14-space side of the victory point track faceup. Each player places one of his control tokens on the "0" space of the track.

iii. The speaker deals five facedown stage I objectives and places them in a row above the victory point track. Then, he deals five facedown stage II objectives and places them in a row below the victory point track.

iv. The speaker reveals the first two stage I objectives.

GLOSSARY

This glossary provides players with detailed rules for *Twilight Imperium: Fourth Edition,* organized by topic. Players are encouraged to use the index on page 32 to find specific topics within the glossary.

1 ABILITIES

Cards and faction sheets each have abilities that players can resolve to trigger various game effects.

1.1 Each ability describes when and how a player can resolve it.

1.2 If a card has multiple abilities, each ability is presented as its own paragraph.

1.3 If an ability begins with a bolded "Action," a player must use a component action during the action phase to resolve that ability.

1.4 If an ability uses the word "cannot," that effect is absolute.

1.5 When a player resolves an ability, he must resolve the ability in its entirety. Any parts of the ability preceded by the word "may" are optional, and the player resolving the ability may choose not to resolve those parts.

1.6 Abilities on components that remain in play are mandatory unless they use the word "may."

1.7 If an ability has multiple effects separated by the word "and," a player must resolve as many of the ability's effects as possible. However, if he cannot resolve all of its effects, he is allowed to resolve as many as he can.

1.8 COSTS

1.9 Some abilities have a cost that is followed by an effect. The cost of an ability is separated from the effect by the word "to" or by a semicolon. A player cannot resolve the effect of such an ability if he cannot resolve that ability's cost.

1.10 Some examples of an ability's cost include spending resources, spending trade goods, spending command tokens, exhausting cards, and activating specific systems.

1.11 TIMING

1.12 If the timing of an ability uses the word "before" or "after," the ability's effect occurs immediately before or after the described timing event, respectively.

- For example, if an ability is resolved "after a ship is destroyed," the ability must be resolved as soon as the ship is destroyed and not later during that turn or round.
- After the **last** round of a combat, abilities that occur "after a round of combat" and "after combat ends" occur during the same timing window. Likewise, at the start of the **first** round of combat, abilities that occur "at the start of combat" and "at the start of a round of combat" occur during the same timing window. The order of resolution for these abilities follows the rules established in the timing section.

1.13 If the timing of an ability uses the word "when," the ability's effect occurs at the moment of the described timing event.

- Such an ability typically modifies or replaces the timing event in some way.

1.14 Effects that occur "when" an event happens take priority over effects that occur "after" an event happens.

1.15 If an ability uses the word "then," a player must resolve the effect that occurs before the word "then" before resolving the effect that occurs after the word "then."

1.16 Each ability can be resolved once for each occurrence of that ability's timing event. For example, if an ability is resolved "At the start of combat," it can be resolved at the start of each combat.

1.17 COMPONENT-SPECIFIC RULES

1.18 The opening paragraph of each ability found on an action card describes when a player can resolve that card's ability.

1.19 The opening paragraph of most abilities found on promissory notes describes when a player can resolve that card's ability.

- Some promissory notes have abilities that trigger as soon as a player receives the card.

1.20 Abilities on agenda cards correspond to an outcome. Players resolve these abilities during the agenda phase after players vote for a particular outcome.

1.21 Each faction has faction abilities presented on its faction sheet. Each faction's flagship has one or more unique abilities. Some abilities provide players with perpetual effects.

1.22 Some units have unit abilities. These abilities are named and presented above a unit's attributes on a player's faction sheet or on a unit upgrade card. Each unit ability has unique rules for when a player can resolve that ability. The following abilities are unit abilities:

- Anti-Fighter Barrage
- Bombardment
- Planetary Shield
- Production
- Space Cannon
- Sustain Damage

1.23 If a unit's ability uses the phrase "this system" or "this planet," the ability is referring to the system or planet that contains that unit.

RELATED TOPICS: Action Cards, Promissory Notes, Strategy Card, Technology

2 ACTION CARDS

Action cards provide players with various abilities that they can resolve as described on the cards.



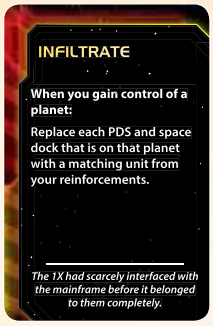

2.1 Each player draws one action card during each status phase.

2.2 Players can draw action cards by resolving the primary and secondary abilities of the "Politics" strategy card.

2.3 When a player draws an action card, he takes the top card from the action card deck and adds it to his hand of action cards.

2.4 Each player can have a maximum of **seven action cards** in his hand at any time. If a player ever has more than seven action cards, he must choose which seven cards he wishes to keep and discard the rest.

- A game effect can increase or decrease the number of cards a player can have in his hand.

2.5 A player's action cards remain hidden from other players until they are played.

2.6 The first paragraph of each action card is presented in bold text and describes the timing of when that card's ability can be resolved.

- If an action card contains the word "Action," a player must use a component action during the action phase to resolve the ability. A player cannot resolve a component action if he cannot completely resolve its ability.
- Multiple action cards with the **same** name cannot be played during a single timing window to affect the same units or game effect. Canceled cards do not count as being played.

2.7 To play an action card, a player reads and resolves the card's ability text, making any decisions as prompted by the card. Then, he discards the card, placing it in the action discard pile.

2.8 If an action card is canceled, that card has no effect and is discarded.

2.9 During the action phase, if two or more action cards or other abilities would be resolved during the same timing window, players should use the timing rules on page 4 to determine the correct order of resolution.

2.10 During the strategy and agenda phases, if two or more action cards or other abilities would be resolved during the same timing window, players should use the timing rules on page 4 to determine the correct order of resolution.

RELATED TOPICS: Abilities, Component Action, Politics, Status Phase

3 ACTION PHASE

During the action phase, each player takes a turn in initiative order. During a player's turn, he performs a single action. After each player has taken a turn, player turns begin again in initiative order. This process continues until all players have passed.

3.1 During a player's turn, he may perform one of the following three types of actions: a strategic action, a tactical action, or a component action.

3.2 If a player cannot perform an action, he must pass.

3.3 After a player has passed, he takes no further turns and cannot perform additional actions during that action phase.

- A player can still resolve transactions and "at the start of your turn" abilities on the turn that he passes only.
- A player that has passed can still resolve the secondary ability of other players' strategy cards.
- It is possible for a player to perform multiple, consecutive actions during an action phase if all other players have passed during that action phase.

3.4 A player cannot pass until he has performed a strategic action.

- During a three-player or four-player game, a player cannot pass until he has exhausted both of his strategy cards.

3.5 After all players have passed, play proceeds to the status phase.

RELATED TOPICS: Component Action, Game Round, Status Phase, Strategic Action, Tactical Action

4 ACTIVE PLAYER

The active player is the player taking a turn during the action phase.

4.1 During the action phase, the player who is first in initiative order is the first active player.

4.2 After the active player takes a turn, the next player in initiative order becomes the active player.

4.3 After the last player in initiative order takes a turn, the player who is first in initiative order becomes the active player again, and turns begin again in initiative order, ignoring any players who have already passed.

RELATED TOPICS: Action Phase, Initiative Order

5 ACTIVE SYSTEM

The active system is the system that is activated during a tactical action.

5.1 When a player performs a tactical action, he activates a system by placing a command token from his tactic pool on that system. That system is the active system.

5.2 A player **cannot** activate a system that already contains one of his command tokens.

5.3 A player **can** activate a system that contains command tokens that match other players' factions.

5.4 A system remains the active system for the duration of the tactical action during which it was activated.

RELATED TOPICS: Movement, Tactical Action

6 ADJACENCY

Two system tiles are adjacent to each other if any of the tiles' edges are touching each another.

6.1 A system that has a wormhole is treated as being adjacent to a system that has a matching wormhole.

6.2 A unit or planet is adjacent to all system tiles that are adjacent to the system tile that contains that unit or planet.

- A system is not adjacent to itself.

6.3 A planet counts as being adjacent to the system that contains that planet.

RELATED TOPICS: Movement, Neighbors, Wormholes

7 AGENDA CARD

Agenda cards represent galactic laws and policies. During each agenda phase, players cast votes for specific outcomes on two agenda cards.



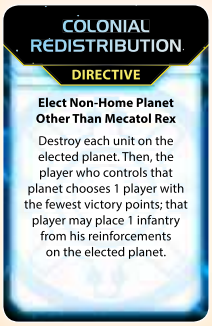

7.1 There are two types of agenda cards: laws and directives.

7.2 Laws can permanently change the rules of the game.

7.3 When resolving a law, if a "For" outcome received the most votes, or if the law requires an election, the law's ability becomes a permanent part of the game. Players resolve the outcome and place the agenda card either in the common play area or in a player's play area, as dictated by the card.

7.4 If a law is in a player's play area as opposed to the common play area, that player owns that law.

7.5 If a law is discarded from play, that law's ability is no longer in effect. Place that card on the top of the agenda card discard pile.

7.6 If an "Against" outcome of a law received the most votes, players resolve the outcome and discard the agenda.

7.7 Directives provide one-time game effects.

7.8 When resolving a directive, players resolve the outcome that received the most votes and discard the agenda card.

RELATED TOPICS: Agenda Phase, Attach, Victory Points

8 AGENDA PHASE

During the agenda phase, players can cast votes on agendas that can change the rules of the game.

8.1 Players skip the agenda phase during the early portion of each game. After the custodians token is removed from Mecatol Rex, the agenda phase is added to each game round. To resolve the agenda phase, players perform the following steps:

8.2 **STEP 1—FIRST AGENDA:** Players resolve the first agenda by following these steps in order:

i. **REVEAL AGENDA:** The speaker draws one agenda card from the top of the agenda deck and reads it aloud to all players, including all of its possible outcomes.

ii. **VOTE:** Each player, starting with the player to the left of the speaker and continuing clockwise, can cast votes for an outcome of the current agenda.

iii. **RESOLVE OUTCOME:** Players tally each vote that was cast and resolve the outcome that received the most votes.

8.3 **STEP 2—SECOND AGENDA:** Players repeat the "First Agenda" step of this phase for a second agenda.

8.4 **STEP 3—READY PLANETS:** Each player readies each of his exhausted planets. Then, a new game round begins starting with the strategy phase.

8.5 VOTING

When voting during the agenda phase, a player can cast votes for a specific outcome of an agenda.

8.6 To cast votes, a player exhausts any number of his planets. The player casts a number of votes for an outcome of his choice equal to the combined influence values of the planets he exhausted.

- When a player exhausts a planet to cast votes, he must cast the full amount of votes provided by that planet.

8.7 A player cannot cast votes for multiple outcomes of the same agenda. Each vote he casts must be for the same outcome.

8.8 Some agendas have "For" and "Against" outcomes. When a player casts votes on such an agenda, he must cast his votes either "For" or "Against."

8.9 Some agendas instruct players to elect either a player or a planet. When a player casts votes for such an agenda, he must cast his vote for an eligible player or planet as described on the agenda.

8.10 When electing a player, a player can cast votes for himself.

- When resolving these agendas, the "elected player" is the player who had the most votes cast for him.

8.11 When electing a planet, a player must cast votes for a planet that is controlled by a player.

- When resolving these agendas, the "elected planet" is the planet that had the most votes cast for it.

8.12 When casting votes, a player must declare aloud the outcome for which his votes are being cast.

8.13 Trade goods cannot be spent to cast votes.

8.14 A player may choose to abstain by not casting any votes.

8.15 Some game effects allow a player to cast additional votes for an outcome. These votes cannot be cast for a different outcome than other votes cast by that player.

8.16 If a player cannot vote on an agenda because of a game effect, he cannot cast votes for that agenda by exhausting planets or through any other game effect.

8.17 OUTCOMES

8.18 To resolve an outcome, the speaker follows the instructions on the agenda card.

8.19 If there is a tie for the outcome that received the most votes, the speaker decides which of the tied outcomes to resolve.

8.20 If an "Elect" or "For" outcome of a law was resolved, that card remains in play and permanently affects the game.

8.21 If a directive or an "against" outcome of a law was resolved, that card is placed in the agenda discard pile.

8.22 Some game effects instruct a player to predict an outcome. To predict an outcome, a player declares aloud the outcome he thinks will receive the most votes. He must make this prediction after the agenda is revealed but before any votes have been cast.

- A predicted outcome must be a possible outcome of the revealed agenda.

- After resolving the outcome of the agenda, resolve any abilities that were dependent upon predicting the outcome.

RELATED TOPICS: Custodians Token, Game Round, Influence

9 ANOMALIES

An anomaly is a system tile that has unique rules.

9.1 An anomaly is identified by a red border located on the tile's corners.

9.2 There are four types of anomalies: asteroid fields, nebulae, supernovas, and gravity rifts.

9.3 Each type of anomaly is identified by its art, as follows:



Asteroid Field



Nebula



Supernova



Gravity Rift

RELATED TOPICS: Asteroid Field, Gravity Rift, Movement, Nebula, Supernova, System Tiles

10 ANTI-FIGHTER BARRAGE (UNIT ABILITY)

A unit with the "Anti-Fighter Barrage" ability may be able to destroy an opponent's fighters at the start of the first round of a space combat. During the "Anti-Fighter Barrage" step of space combat, players perform the following steps:

10.1 **STEP 1—**Each player rolls dice for each of his units in the combat that has the "Anti-Fighter Barrage" ability; this is called an anti-fighter barrage roll. A hit is produced for each die roll that is equal to or greater than the unit's anti-fighter barrage value.

- If a unit has an "Anti-Fighter Barrage" ability, it is presented on its faction sheet and technology cards.

- The "Anti-Fighter Barrage" ability is displayed as "Anti-Fighter Barrage X (Y)." The X is the minimum value needed for a die to produce a hit, and Y is the number of dice rolled.

- Game effects that reroll, modify, or otherwise affect combat rolls do not affect anti-fighter barrage rolls

10.2 **STEP 2:—**Each player must choose and destroy one of his fighters in the active system for each hit his opponent's anti-fighter barrage roll produced.

- If a player has to assign more hits than he has fighters in the active system, the excess hits have no effect.

RELATED TOPICS: Destroyed, Space Combat

11 ASTEROID FIELD

An asteroid field is an anomaly that affects movement.

11.1 A ship cannot move through or into an asteroid field.

RELATED TOPICS: Anomalies

12 ATTACH

Some game effects instruct a player to attach a card to a planet card. A card that is attached to a planet card modifies that planet card in some way.

12.1 To attach a card to a planet card, a player places the card with the attach effect partially underneath the planet card.

12.2 If a player gains or loses control of planet that contains a card with an attach effect, the attached card stays with that planet.

RELATED TOPICS: Agenda Card, Control, Planets

13 ATTACKER

During combat, the active player is the attacker.

RELATED TOPICS: Defender, Invasion, Space Combat

14 BLOCKADED

A player's unit with "Production" is blockaded if it is in a system that contains another player's ships but does not contain any of his own ships.

14.1 A player cannot use a blockaded unit to produce ships; he can still use a blockaded unit to produce ground forces.

RELATED TOPICS: Producing Units, Ships

15 BOMBARDMENT (UNIT ABILITY)

A unit with the "Bombardment" ability may be able to destroy another player's ground forces during an invasion. During the "Bombardment" step of an invasion, players perform the following steps:

15.1 **STEP 1—** The active player chooses which planet each of his units that has a "Bombardment" ability will bombard. Then he rolls dice for each of those units; this is called a bombardment roll. A hit is produced for each die roll that is equal to or greater than the unit's "Bombardment" value.

- If a unit has a "Bombardment" ability, it is presented on its faction sheet and technology cards.
- The "Bombardment" ability is displayed as "Bombardment X (Y)." The X is the minimum value needed for a die to produce a hit, and Y is the number of dice rolled. Not all "Bombardment" abilities have a (Y) value; a bombardment roll for such a unit consists of one die.
- Game effects that reroll, modify, or otherwise affect combat rolls do not affect bombardment rolls.
- Multiple planets in a system may be bombarded, but a player must declare which planet a unit is bombarding before making a bombardment roll.
- The L1Z1X's "Harrow" ability does not affect the L1Z1X player's own ground forces.
- Planets that contain a unit with the "Planetary Shield" ability cannot be bombarded.

15.2 **STEP 2—** The player who controls the planet that is being bombarded chooses and destroys one of his ground forces on that planet for each hit result the bombardment roll produced.

- If a player has to assign more hits than he has ground forces, the excess hits have no effect.

RELATED TOPICS: Invasion, Planetary Shield

16 CAPACITY (ATTRIBUTE)

Capacity is an attribute of some units that is presented on those units' faction sheets and technology cards.

16.1 A unit's capacity value indicates the maximum combined number of fighters and ground forces that it can transport.

16.2 The combined capacity values of a player's ships in a system determine the number of fighters and ground forces he can have in that system's space area.

16.3 If a player has more fighters and ground forces in the space area of a system than the total capacity of his ships in that system, he must destroy the excess units of his choice.

- Ground forces on planets do not count against capacity.
- A player's fighters and ground forces can exceed capacity during combat. At the end of combat, he must destroy the excess units.

16.4 Fighters and ground forces are not assigned to specific ships, except while they are being transported.

RELATED TOPICS: Movement, Capacity, Transport

17 COMBAT (ATTRIBUTE)

Combat is an attribute of some units that is presented on those units' faction sheets and technology cards.

17.1 During combat, if a unit's combat roll produces a result equal to or greater than its combat value, it produces a hit.

17.2 If a unit's combat value contains two or more burst icons, instead of rolling a single die, the player rolls one die for each burst icon when making that unit's combat rolls.

RELATED TOPICS: Ground Combat, Invasion, Space Combat

18 COMMAND SHEET



Each player has a command sheet that contains a strategy pool, a tactic pool, a fleet pool, a trade good area, and a quick reference.

18.1 A player places command tokens in his pools; players can use these command tokens to perform strategic and tactical actions and to increase the number of ships they can have in each system.

18.2 A player places trade good tokens in his trade good area; these tokens can be spent as resources, influence, or to resolve certain game effects that require trade goods.

18.3 Players who are familiar with the game can hide the quick reference by placing that portion of the command sheet under their faction sheets.

RELATED TOPICS: Command Tokens, Fleet Pool, Strategic Action, Tactical Action, Trade Goods

19 COMMAND TOKENS

Command tokens are a currency that players use to perform actions and expand their fleets.



19.1 A player begins the game with eight command tokens on his command sheet: three in his tactic pool, three in his fleet pool, and two in his strategy pool.

- Command tokens in the strategy and tactic pool are placed with the faction symbol faceup.
- Command tokens in the fleet pool are placed with the ship silhouette faceup.

19.2 When a player gains a command token, he chooses which of the three pools on his command sheet to place it in.

19.3 A player is limited by the amount of command tokens in his reinforcements.

- If he would gain a command token but has none available in his reinforcements, he cannot gain that command token.
- If a game effect would place a player's command token onto the board from his reinforcements and none are available, he must take a token from one of the pools on his command sheet.

19.4 During the action phase, a player can perform a tactical action by spending a command token from his tactic pool; he places the command token in a system.

19.5 After a player performs a strategic action during the action phase, each other player can resolve the secondary ability of that strategy card by spending a command token from his own strategy pool.

- A player does not spend a command token to resolve the secondary ability of the "Leadership" strategy card.

19.6 If a game effect would place a player's command token into a system where he already has one, he returns the second command token to his reinforcements.

RELATED TOPICS: Fleet Pool, Leadership, Reinforcements, Strategic Action, Tactical Action

20 COMMODITIES



Commodities represent goods that are plentiful for their own faction and are desired by other factions. A commodity has no inherent game effects, but converts into a trade good if given to or received from another player.

20.1 Commodities and trade goods are represented by opposite sides of the same token.

20.2 The commodity value on a player's faction sheet indicates the maximum number of commodities he can have.

20.3 When an effect instructs a player to replenish commodities, he takes the number of commodity tokens necessary so that the amount of commodities he has equals the commodity value on his faction sheet. Then, he places those tokens so their commodity sides are faceup in the commodity area of his faction sheet.

20.4 When a player replenishes commodities, he takes the commodity tokens from the supply.

20.5 Players can trade commodities following the rules for transactions. When a player receives a commodity from another player, the player who received that token converts it into a trade good by placing it in the trade good area of his command sheet with the trade good side faceup.

- That token is no longer a commodity token; it is a trade good token.
- A player can trade commodity tokens before resolving a game effect that allows him to replenish commodities.

20.6 Any game effect that instructs a player to give a commodity to another player causes that commodity to be converted into a trade good.

20.7 A player cannot spend commodities; he can only trade them during a transaction.

20.8 Commodity tokens come in values of one and three. A player can swap between these tokens as necessary.

RELATED TOPICS: Deals, Trade Goods, Transactions

21 COMPONENT ACTION

A component action is a type of action that a player can perform during his turn of an action phase.

21.1 Component actions can be found on various game components, including action cards, technology cards, and faction sheets. Each component action is indicated by an "Action" header.

21.2 To perform a component action, a player reads the action's text and follows the instructions as described.

21.3 A component action cannot be performed if its ability cannot be completely resolved.

21.4 If a component action is canceled, it does not use that player's action.

RELATED TOPICS: Abilities, Action Cards, Action Phase, Technology

22 COMPONENT LIMITATIONS

If a component type is depleted during the game, players obey the following rules:

22.1 **DICE:** Dice are limitless. If a player needs to roll more dice than the game provides, he should roll as many as possible, record the results, and then reroll dice as necessary.

22.2 **TOKENS:** Tokens are limited to those included in the game, except for the following:

- Control Tokens
- Fighter Tokens
- Trade Good Tokens
- Infantry Tokens

22.3 If any of the above tokens are depleted, players can use a suitable substitute, such as a coin or bead.

22.4 **UNITS:** Units are limited to those included in the game, except for fighters and ground forces.

- When placing units, if a player does not have enough units in his reinforcements, he can remove units from any systems that do not contain one of his command tokens and place them in his reinforcements. Then, he can place any units that he removed. He cannot remove units in this way unless he is immediately placing a unit of that type.
- When producing a fighter or infantry unit, a player can use a fighter or infantry token, as appropriate, from the supply instead of a plastic piece. These tokens must be accompanied by at least one plastic piece of the same type; players can swap infantry and fighter tokens for plastic pieces at any time.

22.5 **CARDS:** When a deck is depleted, players shuffle the deck's discard pile and place it facedown to create a new deck.

RELATED TOPICS: Producing Units, Units

23 CONSTRUCTION (STRATEGY CARD)

The "Construction" strategy card allows players to construct structures on planets they control. This card's initiative value is "4."

23.1 During the action phase, if the active player has the "Construction" strategy card, he can perform a strategic action to resolve that card's primary ability.

23.2 To resolve the primary ability on the "Construction" strategy card, the active player may place either one PDS or one space dock on a planet he controls. Then, he may place an additional PDS on a planet he controls.

- The structures can be placed on the same planet or different planets.
- The structures can be placed in any systems, regardless of whether the player has a command token in the system or not.

23.3 After the active player resolves the primary ability of the "Construction" strategy card, each other player, beginning with the player to the left of the active player and proceeding clockwise, may place one command token from his strategy pool in any system. If he already has a command token in that system, the spent token is returned to his reinforcements instead. Then, he places either one PDS or one space dock on a planet he controls in that system.

23.4 When a player places either a PDS or space dock using the "Construction" strategy card, he takes that PDS or space dock from his reinforcements.

- If a player does not have enough units in his reinforcements, he can remove units from any systems that do not contain one of his command tokens and place them in his reinforcements. Then, he must place this unit on the game board as instructed by the effect placing the unit.

RELATED TOPICS: Initiative Order, Strategic Action, Strategy Card, Structures

24 CONTROL

Each player begins the game with control of the planets in his home system. During the game, players can gain control of additional planets.

24.1 When a player gains control of a planet, he takes the planet card that corresponds to that planet and places it in his play area; that card is exhausted.

- If a player is the first player to control a planet, he takes the planet card from the planet card deck.
- If another player controls the planet, he takes that planet's card from the other player's play area.

24.2 A player cannot gain control of a planet that he already controls.

24.3 While a player controls a planet, that planet's card remains in his play area until he loses control of that planet.

24.4 A player can control a planet that he does not have any units on; he places a control token on that planet to mark that he controls it.

24.5 Except during the invasion step of a tactical action, a player loses control of a planet if he no longer has units on it **and** another player has units on it

- The player that placed units on the planet gains control of that planet.
- During the invasion step of a tactical action, control is determined during the "Establish Control" step.

24.6 A player can also lose control of a planet through some game effects.

24.7 If a player loses control of a planet that contains his control token, he removes his control token from the planet.

RELATED TOPICS: Attach, Exhausted, Invasion, Planets

25 COST (ATTRIBUTE)

Cost is an attribute of some units that is presented on those units' faction sheets and technology cards. A unit's cost determines the number of resources a player must spend to produce that unit.

25.1 To produce a unit, a player must spend a number of resources equal to or greater than the cost of the unit he is producing.

25.2 If the cost is accompanied by two icons—typically for fighters and ground forces—a player produces two of that unit for that cost.

25.3 If a unit does not have a cost, it cannot be produced.

- Structures do not have costs and are usually placed by resolving the "Construction" strategy card.

RELATED TOPICS: Producing Units, Resources

26 CUSTODIANS TOKEN



The custodians token begins each game on Mecatol Rex. The token represents the caretakers that safeguard the seat of the empire until the time when one of the great races claims the throne.

26.1 Units can move into the system that contains Mecatol Rex following normal rules; however, players cannot commit ground forces to land on Mecatol Rex until the custodians token is removed from the planet.

26.2 Before the "Commit Ground Forces" step of an invasion, the active player can remove the custodians token from Mecatol Rex by spending six influence. Then, he must commit at least one ground force to land on the planet.

- If he cannot commit ground forces to land on Mecatol Rex, he cannot remove the custodians token.

26.3 When a player removes the custodians token from Mecatol Rex, he takes the token from the game board and places it in his play area. Then, he gains one victory point.

26.4 After a player removes the custodians token from Mecatol Rex, the agenda phase is added to all subsequent game rounds, including the game round during which the custodians token was removed from Mecatol Rex.

RELATED TOPICS: Agenda Phase, Influence, Victory Points

27 DEALS

A deal is an agreement between two players that may or may not include a transaction that involves physical components.

27.1 Players can make deals with each other at any time, even if they are not neighbors. However, deals that include a transaction must follow the rules for transactions, including that the players be neighbors.

27.2 Deals are binding or non-binding according to the conditions of the deal.

27.3 If the terms of a deal can be resolved immediately, it is a binding deal. When a deal is binding, a player must adhere to the terms of the agreement and whatever transactions, if any, were agreed upon.

27.4 If the terms of a deal cannot be resolved immediately, it is a non-binding deal. When a deal is non-binding, a player does not have to adhere to any part of the agreement if he chooses not to.

RELATED TOPICS: Promissory Notes, Trade Goods, Trade Goods

28 DEFENDER

During either a space or ground combat, the player who is not the active player is the defender.

RELATED TOPICS: Attacker, Invasion, Nebula, Space Combat

29 DESTROYED

Various game effects can cause a unit to be destroyed. When a player's unit is destroyed, it is removed from the game board and returned to his reinforcements.

29.1 When a player assigns hits that were produced against his units, he chooses a number of his units to be destroyed equal to the number of hits produced against his units.

29.2 Forcing a player to remove a unit from the board by reducing the number of command tokens in his fleet pool does not count as destroying a unit.

RELATED TOPICS: Anti-Fighter Barrage, Bombardment, Space Cannon, Space Combat, Sustain Damage

30 DIPLOMACY (STRATEGY CARD)

The "Diplomacy" strategy card can be used to preemptively prevent other players from activating a specific system. It can also be used to ready planets. This card's initiative value is "2."

30.1 During the action phase, if the active player has the "Diplomacy" strategy card, he can perform a strategic action to resolve that card's primary ability.

30.2 To resolve the primary ability on the "Diplomacy" strategy card, the active player chooses a system that contains a planet he controls other than the Mecatol Rex system and readies any of his exhausted planets in that system. Then, each other player places one command token from his reinforcements on that system.

- If a player has no command tokens in his reinforcements, he places one of his choice from his command sheet.
- If a player already has a command token in the chosen system, he does not place a command token there.

30.3 After the active player resolves the primary ability of the "Diplomacy" strategy card, each other player, beginning with the player to the left of the active player and proceeding clockwise, may spend one command token from his strategy pool to ready up to two exhausted planets he controls.

RELATED TOPICS: Active System, Command Tokens, Initiative Order, Planets, Readied, Strategic Action, Strategy Card

31 ELIMINATION

A player who is eliminated is no longer part of the game.

31.1 A player is eliminated when he meets **all** of the following three conditions:

- The player has no ground forces on the game board.
- The player has no unit that has "Production."
- The player does not control any planets.

31.2 When a player becomes eliminated, all of the units, command tokens, control tokens, promissory notes, technologies, command sheets, as well as the faction sheet that matches his faction or color are returned to the game box, including those in his reinforcements.

31.3 When a player becomes eliminated, all agenda cards he owns are discarded.

31.4 When a player becomes eliminated, each promissory note he has that matches another player's faction or color is returned to that player.

- Promissory notes that match the eliminated player are returned to the game box, even if another player has them.

RELATED TOPICS: Agenda Card, Control, Ground Forces, Production, Promissory Notes

32 EXHAUSTED

Some cards can be exhausted. A player cannot resolve abilities or spend the resources or influence of an exhausted card.

32.1 To exhaust a card, a player flips the card facedown.

32.2 During the "Ready Cards" step of the status phase, each player readies all of his exhausted cards by flipping them faceup.

32.3 A player exhausts his planet cards to spend **either** the resources or influence on that card.

32.4 Abilities, including some found on technology cards, may instruct a player to exhaust a card to resolve those abilities. If a card is already exhausted, it cannot be exhausted again.

32.5 After a player performs a strategic action, he exhausts the strategy card that corresponds to that action.

RELATED TOPICS: Influence, Planets, Resources, Status Phase

33 FIGHTER TOKENS



A fighter token functions as a plastic fighter unit for all game purposes.

33.1 When producing a fighter unit, a player can use a fighter token from the supply instead of a plastic piece.

33.2 Players can replace their plastic fighters with tokens at any time.

33.3 If a player ever has a fighter token in a system that does not contain one of his plastic fighters, he must replace it with one of his plastic fighters from his reinforcements.

- If he cannot replace the token, the unit is destroyed.

33.4 Fighter tokens come in values of one and three. A player can swap between these tokens as necessary.

RELATED TOPICS: Infantry Tokens, Producing Units

34 FLEET POOL

The fleet pool is an area of a player's command sheet.

34.1 The number of command tokens in a player's fleet pool indicates the maximum number of non-fighter ships that a player can have in a system.

- Units that are on planets or are being transported by a ship with capacity do not count against a player's fleet pool.

34.2 Players place command tokens in their fleet pools with the ship silhouette faceup.

34.3 If at any time the number of a player's ships in a system exceeds the number of tokens in his fleet pool, he chooses and destroys excess ships in that system.

34.4 Players do not spend command tokens from this pool.

RELATED TOPICS: Command Sheet, Command Tokens, Ships, System Tiles

35 GAME BOARD

The game board consists of all system tiles in play.

35.1 The game board consists of all system tiles that were placed during setup, even if the edges of those tiles do not touch any other system tiles, such as the Ghosts of Creuss' home system.

RELATED TOPICS: System Tiles

36 GAME ROUND

A game round consists of the following four phases:

1. Strategy Phase
2. Action Phase
3. Status Phase
4. Agenda Phase

36.1 Players skip the agenda phase during the early portion of each game. After the custodians token is removed from Mecatol Rex, the agenda phase is added to each game round.

36.2 Player turns occur during the action phase.

36.3 Abilities that last until the end of a player's turn do not persist for the duration of a game round or into the other phases of that game round. Those effects end at the end of that player's turn, before the next player's turn begins.

RELATED TOPICS: Action Phase, Agenda Phase, Custodians Token, Status Phase, Strategy Phase

37 GRAVITY RIFT

A gravity rift is an anomaly that affects movement.

37.1 A ship that will move out of or through a gravity rift at any time during its movement, applies +1 to its move value.

- This can allow a ship to reach the active system from farther away than it normally could.

37.2 For each ship that moves out of or through a gravity rift, one die is rolled immediately before the "Move Ships" step ends (after those ships have moved into the active system); on a result of 1–3, that ship is destroyed.

- Dice are not rolled for units that are being transported by ships with capacity.
- Units that are being transported are destroyed if the ship transporting them is destroyed.

RELATED TOPICS: Anomalies, Movement

38 GROUND COMBAT

During the "Invasion" step of a tactical action, if the active player commits ground forces to land on a planet that contains another player's ground forces, those players resolve a ground combat on that planet. To resolve a ground combat, players perform the following steps:

38.1 **STEP 1—ROLL DICE:** Each player rolls one die for each ground force he has on the planet; this is a combat roll. If a unit's combat roll produces a result that is equal to or greater than that unit's combat value, that roll produces a hit.

- If a unit's combat value contains two or more burst icons, the player rolls one die for each burst icon instead.

38.2 **STEP 2—ASSIGN HITS:** Each player must choose one of his ground forces on the planet to be destroyed for each hit result his opponent produced.

- When a unit is destroyed, the player who controls that unit removes it from the board and places it in his reinforcements.

38.3 After assigning hits, if both players still have ground forces on the planet, players resolve a new combat round starting with the "Roll Dice" step.

38.4 Ground combat ends immediately when only one player (or neither player) has ground forces on the planet.

- "End of combat" and "end of combat round" effects still occur.
- After a combat ends, the player with one or more ground forces remaining on the planet is the winner of the combat; the other player is the loser of the combat.
- If neither player has a ground force remaining, then there is no winner; the combat ends in a draw.

RELATED TOPICS: Invasion, Planets

39 GROUND FORCES

A ground force is a type of unit. All infantry units in the game are ground forces. Some races have unique infantry units.

39.1 Ground forces are always either on planets or being transported by ships that have a capacity value.

39.2 Ground forces being transported by a ship are placed in a system's space area along with the ship that is transporting them.

39.3 There is no limit to the number of ground forces a player can have on a planet.

RELATED TOPICS: Capacity, Control, Infantry Tokens, Transport, Units

40 IMPERIAL (STRATEGY CARD)

The "Imperial" strategy card allows players to score victory points and draw secret objectives. This card's initiative value is "8."

40.1 During the action phase, if the active player has the "Imperial" strategy card, he can perform a strategic action to resolve that card's primary ability.

40.2 To resolve the primary ability on the "Imperial" strategy card, the active player can score one public objective of his choice if he meets that objective's requirements as described on its card. Then, if the active player controls Mecatol Rex, he gains one victory point; if he does not control Mecatol Rex, he can draw one secret objective card.

40.3 After the active player resolves the primary ability of the "Imperial" strategy card, each other player, beginning with the player to the left of the active player and proceeding clockwise, may spend one command token from his strategy pool to draw one secret objective card.

40.4 If a player has more than three secret objective cards after drawing a secret objective, he must choose one of his **unscored** secret objectives and return it to the secret objective deck. This number includes the secret objective cards in the player's hand **and** the cards he has already scored. Then, he shuffles the secret objective deck.

RELATED TOPICS: Initiative Order, Objective Cards, Strategic Action, Strategy Card

41 INFANTRY TOKENS



An infantry token functions as a plastic infantry unit for all game purposes.

41.1 When producing an infantry unit, a player can use an infantry token from the supply instead of a plastic piece.

41.2 Players can replace their plastic infantry with tokens at any time.

41.3 If a player ever has an infantry token on a planet that does not contain one of his plastic infantry or in the space area of a system that does not contain one of his plastic infantry, he must replace it with one of his plastic infantry from his reinforcements.

- If he cannot replace the token, the unit is destroyed.

41.4 Infantry tokens come in values of one and three. A player can swap between these tokens as necessary.

RELATED TOPICS: Fighter Tokens, Producing Units

42 INFLUENCE

Influence represents a planet's political power. Players spend influence to gain command tokens using the "Leadership" strategy card, and the influence values of planets are used to cast votes during the agenda phase.

42.1 A planet's influence is the rightmost value (surrounded by a blue border) found on the planet's system tile and planet card.

42.2 A player can spend a planet's influence by exhausting that planet's card.

42.3 A player can spend a trade good as if it were one influence.

- Players cannot spend trade goods to cast votes during the agenda phase.

RELATED TOPICS: Agenda Phase, Exhausted, Leadership, Agenda Phase

43 INITIATIVE ORDER

Initiative order is the order in which players resolve steps of the action and status phases.

43.1 Initiative order is determined by the initiative numbers on strategy cards.

43.2 Initiative order begins with the player who has the lowest-numbered strategy card and proceeds to the player who has the strategy card that is next in numerical order.

- Only strategy cards that were chosen during the strategy phase are used when determining initiative order; strategy cards not chosen during the strategy phase are ignored.

43.3 When playing with three or four players, a player's initiative is determined only by his lowest-numbered strategy card.

RELATED TOPICS: Action Phase, Strategy Card, Status Phase



44 INVASION

Invasion is a step of the tactical action during which the active player can land ground forces on planets to gain control of those planets.

To resolve an invasion, players perform the following steps:

44.1 **STEP 1—BOMBARDMENT:** The active player may use the "Bombardment" ability of any of his units in the active system.

44.2 **STEP 2—COMMIT GROUND FORCES:** If the active player has ground forces in the space area of the active system, he may commit any number of those ground forces to land on any of the planets in that system.

- To commit a ground force to a planet, the active player places that ground force unit on that planet.
- The planet may contain another player's ground forces.
- If the active player does not wish to commit ground forces, he proceeds to the "Production" step of the tactical action.

44.3 **STEP 3—SPACE CANNON DEFENSE:** If the active player commits any ground forces to a planet that contains units that have the "Space Cannon" ability, those "Space Cannon" abilities can be used against the committed ground forces.

- If the active player committed ground forces to more than one planet that contained units with a "Space Cannon" ability, the active player chooses the order in which those "Space Cannon" abilities are resolved.

44.4 **STEP 4—GROUND COMBAT:** If the active player commits ground forces to land on a planet that contains another player's ground forces, those players resolve a ground combat on that planet.

- If players must resolve a combat on more than one planet, the active player chooses the order in which those combats are resolved.

44.5 **STEP 5—ESTABLISH CONTROL:** The active player gains control of each planet he committed ground forces to that still contains at least one of his ground forces.

- When a player gains control of a planet, any structures on the planet that belong to other players are immediately destroyed.
- When a player gains control of a planet, he gains the planet card that matches that planet and exhausts that card.
- A player cannot gain control of a planet he already controls.
- If there was a combat, and all units belonging to both players were destroyed, the player who was the defender retains control of the planet and places one of his control markers on the planet.

RELATED TOPICS: Bombardment, Combat, Control, Ground Combat, Ground Forces, Opponent, PDS, Planets

45 LEADERSHIP (STRATEGY CARD)

The "Leadership" strategy card allows players to gain command tokens. This card's initiative value is "1."

45.1 During the action phase, if the active player has the "Leadership" strategy card, he can perform a strategic action to resolve that card's primary ability.

45.2 To resolve the primary ability on the "Leadership" strategy card, the active player gains three command tokens. Then, he can spend any amount of his influence to gain one command token for every three influence he spends.

45.3 After the active player resolves the primary ability of the "Leadership" strategy card, each other player, beginning with the player to the left of the active player and proceeding clockwise, may spend any amount of influence to gain one command token for every three influence he spends.

45.4 When a player gains command tokens, he places each token on his command sheet in the pool of his choice.

RELATED TOPICS: Command Sheet, Command Tokens, Influence, Initiative Order, Strategic Action, Strategy Card

46 MECATOL REX

Mecatol Rex is the planet placed in the center of the game board during setup.

46.1 During setup, the custodians token is placed on Mecatol Rex. This token prevents a player from committing ground forces to land on the planet unless he spends six influence to remove the token.

RELATED TOPICS: Custodians Token

47 MODIFIERS

A modifier is a number that is applied by an ability to increase or decrease the attribute values of a unit or the results of a die roll.

47.1 A modifier is always preceded by the word "apply" followed by a numerical value.

47.2 A modifier value preceded by a "+" is added to the attribute or result being modified; a modifier value preceded by a "-" is subtracted from the attribute or result being modified.

RELATED TOPICS: Combat, Cost, Move

48 MOVE (ATTRIBUTE)

Move is an attribute of some units that is presented on those units' faction sheets and technology cards.

48.1 A unit's move value indicates the distance from its current system that it can move during the "Movement" step of a tactical action.

RELATED TOPICS: Movement, Tactical Action

49 MOVEMENT

A player can move his ships by resolving a tactical action during the action phase. Additionally, some abilities can move a unit outside of the tactical action.

49.2 TACTICAL ACTION MOVEMENT

49.3 Most ships have a move value printed on their faction sheets and technology cards. This value indicates the distance from its current system that a ship can move.

To resolve movement, players perform the following steps:

49.4 **STEP 1—MOVE SHIPS:** A player can move any number of his eligible ships into the active system, obeying the following rules:

- The ship must end its movement in the active system.
- The ship cannot move through a system that contains ships that are controlled by another player.
- The ship **cannot** move if it started its movement in another system that contains one of its faction's command tokens.
- The ship **can** move through systems that contain its own faction's command tokens.
- The ship **can** move out of the **active** system and back into it if its move value is high enough.
- The ship must move along a path of adjacent systems, and the number of systems the ship enters cannot exceed its move value.

49.5 When a ship with a capacity value moves or is moved, it may transport ground forces and fighters.

49.6 The active player's ships move simultaneously.

49.7 **STEP 2—SPACE CANNON OFFENSE:** After the "Move Ships" step, players can use the "Space Cannon" abilities of their units in the active system.

49.8 ABILITY MOVEMENT

49.9 If an ability moves a unit outside of the "Movement" step of a tactical action, players follow the rules specified by that ability; neither a unit's move value nor the rules specified above apply.

RELATED TOPICS: Action Phase, Active System, Capacity, Space Cannon, Tactical Action, Transport

50 NEBULA

A nebula is an anomaly that affects movement and combat.

50.1 A ship can only move into a nebula if it is the active system.

- A ship cannot move through a nebula. That is, a ship cannot move into and out of a nebula during the same movement.

50.2 A ship that begins the "Movement" step of a tactical action in a nebula treats its move value as "1" for the duration of that step.

- Other abilities and effects can increase this number.

50.3 If a space combat occurs in a nebula, the defender applies +1 to the combat rolls of his ships during that combat.

RELATED TOPICS: Anomalies

51 NEIGHBORS

Two players are neighbors if they both have a unit or control a planet in the same system. They are also neighbors if they both have a unit or control a planet in systems that are adjacent to each other.

51.1 Players can resolve transactions with their neighbors.

51.2 Players are neighbors if the adjacency of systems is granted by a wormhole.

51.3 Players are neighbors with the Ghosts of Creuss if the Ghosts of Creuss' "Quantum Entanglement" faction ability is causing adjacency from the perspective of the Ghosts of Creuss player.

RELATED TOPICS: Neighbors, Promissory Notes, Transactions

52 OBJECTIVE CARDS

Players can score objectives to gain victory points.

52.1 There are two types of objective cards: public objectives and secret objectives.

- Each public objective has a "I" or "II" on the back of its card; all other objectives are secret objectives.

52.2 Each objective card indicates a number of victory points that a player gains by scoring that objective.

52.3 Each objective card indicates the phase during which a player can score that objective—either the status phase or action phase.

52.4 Each objective card describes the requirement a player must fulfill to score that objective.

52.5 If a player fulfills the requirement described on an objective card, he can score that objective following the timing indicated on the card, either during the action phase or the status phase.

- When a player scores an objective during the status phase, he must fulfill the requirement on the card during the "Score Objectives" step of the status phase to score that objective.

- When a player scores an objective during the action phase, he can do so at any time during that phase.

52.6 A player can score a maximum of one public objective and one secret objective during each status phase.

52.7 A player can score any number of objectives during a turn of the action phase; however, he can only score one objective during each combat.

- A player can score an objective during both the space combat and the ground combat during the same tactical action.

52.8 A player can score each objective only once during the game.

52.9 If an objective requires a player to destroy one or more units, those units can be destroyed by producing hits against them, playing action cards, using technology, or any number of other abilities that use the "destroy" terminology.

- Forcing a player to remove a unit from the board by reducing the number of command tokens in his fleet pool does not count as destroying a unit.

52.10 Players can score some objectives by spending resources, influence, or tokens, as described by the objective card. To score such an objective, a player must pay the specified cost at the time indicated on the card.

52.11 PUBLIC OBJECTIVES



A public objective is an objective that is revealed to all players.

52.12 When scoring a public objective, the player places one of his control tokens on that objective's card. Then, he advances his control token on the victory point track a number of spaces equal to the number of victory points he gained.

52.13 Each game contains five stage I and five stage II public objective cards that the speaker places facedown near the victory point track during setup.

- The speaker reveals two of the stage I objective cards during setup. All other objective cards remain facedown.

52.14 During each status phase, the speaker reveals a facedown public objective card.

- The speaker does not reveal stage II objective cards until all stage I objective cards are revealed.

52.15 If the speaker must reveal a facedown public objective card but all public objective cards are already revealed, the game ends immediately.

- The player with the most victory points is the winner. If one or more players are tied for having the most victory points, the tied player who is first in initiative order is the winner.

52.16 A player cannot score public objectives if he does not control each of the planets in his home system.

52.17 SECRET OBJECTIVES



A secret objective is an objective that is controlled by one player and is hidden from all other players until it is scored.

52.18 When scoring a secret objective, a player reveals the objective by placing it faceup in his play area. Then, he places one of his control tokens on that objective's card and advances his control token on the victory point track a number of spaces equal to the number of victory points he gained.

52.19 A player can only score his own secret objectives; he cannot score secret objectives revealed by other players.

52.20 Each player begins the game with one secret objective.

52.21 Each player can have up to **three total** scored and unscored secret objectives.

- If a player draws a secret objective and has more than three, he must choose one of his unscored secret objectives and return it to the deck. Then, he shuffles the secret objective deck.

52.22 A player can gain secret objectives by resolving either the primary or secondary ability of the "Imperial" strategy card.

RELATED TOPICS: Imperial, Status Phase, Victory Points

53 OPPONENT

During combat, a player's opponent is the other player that either has ships in the system at the start of the space combat or has ground forces on the planet at the start of a ground combat.

53.1 A player who does not have units on either side of a combat is not an opponent. He cannot use abilities or have abilities used against him that are used against an opponent.

RELATED TOPICS: Ground Combat, Invasion, Space Combat

54 PDS

A PDS (planetary defense system) is a structure that allows a player to defend his territory against invading forces.

54.1 Each PDS has the "Space Cannon" ability.

54.2 The primary way by which players acquire PDS units is by resolving either the primary or secondary ability of the "Construction" strategy card.

54.3 A PDS unit is placed on a planet. Each planet can have a maximum of **two** PDS units.

54.4 If a player's PDS is ever on a planet that contains a unit that belongs to another player and does not contain any of his own ground forces, that PDS is destroyed.

RELATED TOPICS: Structures, Space Cannon

55 PLANETS

Planets provide players with resources and influence. Planets are on system tiles and each has a name, a resource value, and an influence value. Some planets also have traits.



55.1 A planet's resources are indicated by the upper-left value that is surrounded by a yellow border.

55.2 A planet's influence is indicated by the lower-right value that is surrounded by a blue border.

55.3 A planet's trait has no inherent effects, but some game effects refer to a planet's trait. There are three traits: cultural, hazardous, and industrial.



A Cultural Planet



A Hazardous Planet



An Industrial Planet

55.4 Some planets have a technology specialty, which allows those planets to be exhausted to satisfy a prerequisite when researching technology.

55.5 PLANET CARD

Each planet has a corresponding planet card that displays its name, resource value, influence value, and trait, if it has one. If a player controls a planet, he keeps that planet's card in his play area.

55.6 A planet card has both a readied and exhausted state. When a planet is readied, it is placed faceup. When a planet is exhausted, it is placed facedown.

55.7 A player can spend a readied planet's resources or influence.

55.8 A player cannot spend an exhausted planet's resources or influence.

RELATED TOPICS: Control, Exhausted, Influence, Readied, Resources, System Tiles, Technology

56 PLANETARY SHIELD (UNIT ABILITY)

Units cannot use the "Bombardment" ability against a planet that contains a unit that has the "Planetary Shield" ability.

56.1 The "Planetary Shield" ability does not prevent a planet from being affected by the "X-89 Bacterial Weapon" technology.

56.2 The "Planetary Shield" ability prevents an L1Z1X player from using his "Harrow" faction ability.

56.3 If a war sun is in a system with any number of other players' units that have the "Planetary Shield" ability, those units are treated as if they do not have that ability.

- Units treated as if they do not have a "Planetary Shield" ability cannot use the "Magen Defense Grid" technology.
- A war sun can use its "Bombardment" ability against planets that contain units that have the "Planetary Shield" ability.

RELATED TOPICS: Bombardment

57 POLITICS (STRATEGY CARD)

The "Politics" strategy card allows players to draw action cards. Additionally, the active player chooses a new speaker and may be able to look at cards in the agenda deck. This card's initiative value is "3."

57.1 During the action phase, if the active player has the "Politics" strategy card, he can perform a strategic action to resolve that card's primary ability.

57.2 To resolve the primary ability on the "Politics" strategy card, the active player resolves the following effects in order:

i. The active player chooses any player that does not have the speaker token. He may choose himself as long as he does not have the speaker token. The chosen player places the speaker token in his play area; he is now the speaker.

ii. The active player draws two action cards.

iii. The active player secretly looks at the top two cards of the agenda deck. Then, he places each card on either the top or the bottom of the deck. If he places both cards on either the top or bottom, he can place them in any order.

57.3 After the active player resolves the primary ability of the "Politics" strategy card, each other player, beginning with the player to the left of the active player and proceeding clockwise, may spend one command token from his strategy pool to draw two action cards.

RELATED TOPICS: Action Cards, Agenda Card, Initiative Order, Speaker, Strategy Card, Strategic Action

58 PRODUCING UNITS

The primary way in which a player produces new units is by resolving the "Production" abilities of his units during a tactical action. However, other game effects also allow players to produce units.

58.1 Each unit that a player can produce has a cost value presented on its faction sheet or technology card. To produce a unit, a player must spend a number of resources from planets he controls equal to or greater than the cost value of the unit he is producing.

- Any resources spent in excess of a unit's cost are lost.

- If a player is producing multiple units at a time, he can add the cost of all the units he is producing to create a total cost before he spends any resources.

58.2 If the cost is accompanied by two icons—typically for fighters and ground forces—a player produces two of that unit for that cost.

- Each of the two units counts toward the total number of units a player can produce.
- A player can choose to produce only one unit; however, he must still pay the entire cost.

58.3 When a player produces a unit through the use of his units' "Production" abilities during a tactical action, he follows the rules of the "Production" ability to determine where he can place his units in the active system.

58.4 When a player produces a unit through an ability outside of the tactical action, that ability will state where the player can place the units he is producing and how many units he can produce.

58.5 A player is limited by the number of units in his reinforcements.

- If he does not have enough units in his reinforcements, he can remove units from any systems that do not contain one of his command tokens and place them in his reinforcements. Then, he can produce any units that he removed. He cannot remove a unit in this way unless he is immediately producing a unit of that type.
- When producing a fighter or infantry unit, he can use a fighter or infantry token, as appropriate, from the supply instead of a plastic piece.

58.6 A player cannot produce ships in a system that contains other players' ships, but he can still produce ground forces.

RELATED TOPICS: Blockaded, Cost, Fighter Tokens, Infantry Tokens, Production, Space Dock, Tactical Action

59 PRODUCTION (UNIT ABILITY)

During the "Production" step of a tactical action, the active player can resolve the "Production" ability of each of his units that are in the active system in order to produce units.

59.1 A unit's "Production" ability on its faction sheet is always followed by a value. This value is the maximum number of units that this unit can produce.

- If the active player has multiple units in the active system that have the "Production" ability, he can produce a number of units up to the combined total of all of his units' production values in that system.
- When producing fighters or infantry, each individual unit counts toward the producing unit's production limit.
- A player can choose to produce one fighter or infantry instead of two, but he must still pay the full cost.
- "Production" value from Arborec space docks cannot be used to produce infantry, even if the Arborec player controls other units with "Production" in the same system.

59.2 When a player produces ships by using "Production," he must place them in the active system.

59.3 When a player produces ground forces, he must place those unit on planets that contain a unit that used its "Production" ability.

59.4 If a player uses the "Production" ability of a unit in a space area of a system to produce ground forces, those ground forces may either be placed on a planet the player controls in that system or in the space area of that system.

- If a player places a ground force in the space area of a system, it cannot exceed that player's capacity in that system.

RELATED TOPICS: Blockaded, Producing Units, Space Dock

60 PROMISSORY NOTES

Each player begins the game with one unique and four generic promissory note cards that he can give to other players.



60.1 Each promissory note contains timing text and ability text. A player can resolve any promissory note cards that he has by following the text on the card.

- Promissory notes are **not** mandatory unless otherwise specified.

60.2 A player cannot play his own promissory notes. Since the cards are only valuable to other players, promissory notes can be traded as powerful negotiation tools.

60.3 Promissory notes that are returned to a player are returned after their abilities have been completely resolved.

60.4 If a promissory note is returned to a player, that player may give it to other players again as part of a future transaction.

- An unrevealed promissory note is not subject to effects in its ability text that return the card if certain conditions are met.

60.5 When resolving a transaction, a player can trade a maximum of one promissory note from his hand to another player, even if that card originally belonged to another player.

- Promissory notes in the play area cannot be traded.

60.6 Players should keep their hands of promissory notes hidden.

60.7 If a player is eliminated, all of the promissory notes that match his color or faction are returned to the game box, including those that are in play or owned by other players.

- Other players' promissory notes are returned to those players.

RELATED TOPICS: Abilities, Elimination, Neighbors, Transactions

61 READIED

Cards have a readied state, which indicates that a player can exhaust or resolve the abilities on those cards.

61.1 A card that is readied is placed faceup in a player's play area; a card that is exhausted is placed facedown in a player's area.

61.2 A player can exhaust a readied planet card to spend resources or influence from that card's planet.

61.3 A player can exhaust certain readied technology cards to resolve those cards' abilities.

- Such a technology will specifically instruct a player to exhaust the card as part of the ability's cost.

61.4 If a card is exhausted, a player cannot resolve that card's abilities or spend resources or influence on that card until it is readied.

61.5 During a "Ready Cards" step, each player readies all of his exhausted cards by flipping them faceup.

61.6 When a player performs a strategic action, he exhausts his chosen strategy card.

- That card is later readied during the status phase.

RELATED TOPICS: Abilities, Exhausted, Status Phase

62 REINFORCEMENTS

A player's reinforcements are his personal supply of units and command tokens that are not on the game board or otherwise in use.

62.1 The components in a player's reinforcements are limited.

RELATED TOPICS: Command Tokens, Component Limitations, Units

63 REROLLS

Some game effects instruct a player to reroll dice.

63.1 When a die is rerolled, its new result is used instead of its previous result.

63.2 The same ability cannot be used to reroll the same die multiple times, but multiple abilities can be used to reroll a single die.

63.3 Die rerolls must occur immediately after rolling the dice, before other abilities or dice rolls are resolved.

RELATED TOPICS: Abilities, Action Cards, Ground Combat, Space Combat

64 RESOURCES

Resources represent a planet's material value and industry. Many game effects, such as producing units, require players to spend resources.

64.1 A planet's resources are the leftmost value that is surrounded by a yellow border on the planet's system tile and planet card.

64.2 A player spends a planet's resources by exhausting its card.

64.3 A player can spend a trade good as if it were one resource.

RELATED TOPICS: Exhausted, Planets, Producing Units, Trade Goods

65 SHIPS

A ship is a unit type consisting of carriers, cruisers, dreadnoughts, destroyers, fighters, and war suns. Each race also has a unique flagship.

65.1 Ships are always placed in space.

65.2 A player can have a number of ships in a system equal to or less than the number of command tokens in his fleet pool.

- Fighters do not count toward the fleet pool limit, and instead count against a player's capacity.

65.3 Ships can have any number of the following attributes: cost, combat, move, and capacity. These attributes are shown on both a ship's faction sheet and a ship's technology cards.

RELATED TOPICS: Capacity, Cost, Combat, Fleet Pool, Move, Space Combat, Units

66 SPACE CANNON (UNIT ABILITY)

A unit that has the "Space Cannon" ability can use it during two different steps of a player's tactical action: after the "Move Ships" substep (Space Cannon Offense) and during an invasion (Space Cannon Defense).

66.1 A player is **not** required to be the active player to use the "Space Cannon" abilities of his units.

66.2 SPACE CANNON OFFENSE

During a tactical action, after the "Move Ships" substep of the "Movement" step, players can resolve the "Space Cannon" abilities of their units by performing the following steps:

66.3 **STEP 1—** Beginning with the active player and proceeding clockwise, each player may use the "Space Cannon" ability of each of his units in the active system by rolling a specific number of dice for each of those units; these are called space cannon rolls. A hit is produced for each die roll that is equal to or greater than the unit's "Space Cannon" value.

- If a unit has a "Space Cannon" ability, it is present on its faction sheet and technology cards.
- "Space Cannon" is displayed as "Space Cannon X (Y)." The X is the minimum value needed for a die to produce a hit, and Y is the number of dice rolled. Not all "Space Cannon" abilities are accompanied by a (Y) value; a space cannon roll for such a unit consists of one die.

- If a player has the "Deep Space Cannon" technology, he can use the "Space Cannon" ability of his PDS units that are in systems that are adjacent to the active system. The hits are still assigned to units in the active system.
- Game effects that reroll, modify, or otherwise affect combat rolls do not affect space cannon rolls.

66.4 This ability can be used even if no ships were moved during the "Move Ships" step.

66.5 **STEP 2—**The active player must choose and destroy one of his ships in the active system for each hit result produced against his units.

- If the active player is using the "Space Cannon" ability of his units, he chooses a player who has ships in the active system. That player must choose and destroy one of his ships in the active system for each hit the space cannon roll produced.

66.6 SPACE CANNON DEFENSE

During the invasion step of a tactical action, after ground forces have been committed to land on planets, players other than the active player can resolve the "Space Cannon" abilities of their units on those planets by performing the following these steps:

66.7 **STEP 1—**Each player may use the "Space Cannon" ability of each of his units on the invaded planet by rolling a specific number of dice for each of those units; this is called a space cannon roll. A hit is produced for each die roll that is equal to or greater than the unit's "Space Cannon" value.

- If a unit has a "Space Cannon" ability, it is present on its faction sheet and technology cards.
- "Space Cannon" is displayed as "Space Cannon X (Y)." The X is the minimum value needed for a die to produce a hit, and Y is the number of dice rolled. Not all "Space Cannon" abilities are accompanied by a (Y) value; a space cannon roll for such a unit consists of one die.
- Game effects that reroll, modify, or otherwise affect combat rolls do not affect space cannon rolls.
- Game effects that allow the use of "Space Cannon" abilities against ships in adjacent systems have no effect during Space Cannon Defense.

66.8 **STEP 2—**The active player must choose and destroy one of his ground forces on the planet for each hit the space cannon roll produced.

- Hits can only be assigned to units that were committed to the same planet as the units using the "Space Cannon" ability.

RELATED TOPICS: Active System, Attacker, Defender, Destroyed, Invasion, Sustain Damage, Movement, Tactical Action



67 SPACE COMBAT

After resolving the "Space Cannon Offense" step of a tactical action, if two players have ships in the active system, those players must resolve a space combat.

67.1 If the active player is the only player with ships in the system, he skips the "Space Combat" step of the tactical action and proceeds to the "Invasion" step.

67.2 If an ability occurs "before combat," it occurs immediately before the "Anti-Fighter Barrage" step.

To resolve a space combat, players perform the following steps:

67.3 **STEP 1—ANTI-FIGHTER BARRAGE:** If this is the first round of a space combat, the players may simultaneously use the "Anti-Fighter Barrage" ability of any of their units in the active system.

- If one or both players no longer have ships in the active system after resolving this step, the space combat ends immediately.
- Players cannot resolve "Anti-Fighter Barrage" abilities during any rounds of space combat other than the first round.

67.4 **STEP 2—ANNOUNCE RETREATS:** Each player may announce a retreat, beginning with the defender.

- A retreat will not occur immediately; the units will retreat during the "Retreat" step.
- If the defender announces a retreat, the attacker cannot announce a retreat during that combat round.
- If a player wishes to retreat with any of his ground forces that are on planets he controls in the active system, he may place those units in the space area of the active system during this step.

67.5 **STEP 3—ROLL DICE:** Each player rolls one die for each ship he has in the active system; this is called a combat roll. If a unit's combat roll produces a result that is equal to or greater than that unit's combat value, that result produces a hit.

- If a unit's combat value contains two or more burst icons, the player rolls one die for each burst icon instead.
- If a player has ships that have different combat values in the active system, he rolls these dice separately.
  - First, he should roll all dice for his units with a combat value of "1." Then, he should roll all dice for his units with combat value of "2," and then "3," continuing in numerical order until he has rolled dice for each of his ships.
  - A player keeps track of the number of hits his combat rolls produce. The total number of hits he produces will destroy units during the "Assign Hits" step.
  - If a player has an ability that rerolls a die or affects a die after it is rolled, he must resolve that ability immediately after rolling the die. For example, if the player made a combat roll for his dreadnoughts, he must decide if he wants to use an ability to reroll those dice before making a combat roll for his destroyers.
  - The attacker makes all of his combat rolls during this step before the defender. This procedure is important for abilities that allow a player to reroll an opponent's die.

67.6 **STEP 4—ASSIGN HITS:** Each player must choose and destroy one of his ships in the active system for each hit his opponent produced.

- Before assigning hits, players may use their units' "Sustain Damage" abilities to cancel hits.
- When a unit is destroyed, the player who controls that unit removes it from the board and places it in his reinforcements.

67.7 **STEP 5—RETREAT:** If a player announced a retreat during the first step of a combat, he must retreat.

- If a player announced a retreat during the "Announce Retreats" step and if his opponent has no ships left in the system, the combat immediately ends and the retreat does not occur.
- To retreat, a player takes all of his ships in the combat that have a move value and moves them to an adjacent system. Fighters and ground forces in the active system that are unable to move or be transported are destroyed
- The system that a player's units retreat to must contain one or more of his units, a planet he controls, or both. Additionally, the system cannot contain ships controlled by another player.
- After retreating, a player must place a command token from his reinforcements in the system to which he retreated. If that system already contains one of his command tokens, he does not place an additional token there. If the player has no command tokens in his reinforcements, he must use one from his command sheet instead.

67.8 After the "Retreat" step, if both players still have ships in the active system, they resolve another round of space combat beginning with the "Announce Retreats" step.

67.9 Space combat ends immediately when only one player—or neither player—has a ship in the active system.

- "End of combat" and "end of combat round" effects still occur.

67.10 After a combat ends, the player with one or more ships remaining in the system is the winner of the combat; the other player is the loser of the combat. If neither player has a ship remaining, the combat ends in a draw and there is no winner.

- If the winner of the combat has fighters or ground forces in space that exceed his ships' capacity in the active system, he must destroy the excess units of his choice.

RELATED TOPICS: Capacity, Fleet Pool, Opponent, Sustain Damage, Tactical Action, Transport

68 SPACE DOCK

A space dock is a structure that allows players to produce units.

68.1 Each space dock has a "Production" ability that indicates the number of units it can produce.

68.2 The primary way in which players acquire space docks is by resolving either the primary or secondary abilities of the "Construction" strategy card.

68.3 Space docks are placed on planets. Each planet can have a maximum of **one** space dock.

68.4 If a player's space dock is ever on a planet that contains a unit that belongs to another player and does not contain any of his own ground forces, that space dock is destroyed.

- The Clan of Saar's "Floating Factory" faction-specific space dock is destroyed when it is blockaded; that is to say, when it is in a system with another player's ships and none of the Clan of Saar's ships.

RELATED TOPICS: Construction, Producing Units, Structures

69 SPEAKER

The speaker is the player who has the speaker token.

69.1 During the strategy phase, the speaker is the first player to choose a strategy card.

69.2 During the agenda phase, the speaker reveals the top agenda card from the agenda deck before each vote. The speaker is always the last player to vote and decides which outcome to resolve if the outcomes are tied.

69.3 During setup, the speaker prepares the objectives.

69.4 During the status phase, the speaker reveals a public objective.

69.5 A random player gains the speaker token during setup before the game begins.

69.6 During the action phase, if a player resolves the primary ability on the "Politics" strategy card, he chooses any player other than the current speaker to gain the speaker token.

RELATED TOPICS: Agenda Card, Agenda Phase, Objective Cards, Politics, Strategy Phase

70 STATUS PHASE

During the status phase, players score objectives and prepare for the next game round. To resolve the status phase, players perform the following steps:

70.1 **STEP 1—SCORE OBJECTIVES:** Following initiative order, each player may score up to one public objective and one secret objective that can be fulfilled during the status phase. To score an objective, he must fulfill the requirements on the card; if he does, he gains a number of victory points indicated on the card.

70.2 **STEP 2—REVEAL PUBLIC OBJECTIVE:** The speaker reveals an unrevealed public objective card by flipping that card faceup.

- The speaker cannot reveal "Stage II" objectives until all "Stage I" objectives are revealed.
- The game ends if there are no unrevealed public objectives at the start of this step.

70.3 **STEP 3—DRAW ACTION CARDS:** Following initiative order, each player draws one action card.

70.4 **STEP 4—REMOVE COMMAND TOKENS:** Each player removes all of his command tokens from the game board and returns them to his reinforcements.

70.5 **STEP 5—GAIN AND REDISTRIBUTE COMMAND TOKENS:** Each player gains two command tokens from his reinforcements. Then, he can redistribute all of the command tokens on his command sheet, including the two he just gained, among his strategy, tactic, and fleet pools.

- Players should remember to check the number of their ships in each system after reducing the size of their fleet pools.
- This step can usually be resolved simultaneously, but if there is a timing conflict, it is resolved in initiative order.

70.6 **STEP 6—READY CARDS:** Each player readies all of his exhausted cards, including strategy cards.

70.7 **STEP 7—REPAIR UNITS:** Each player repairs all of his units that have the "Sustain Damage" ability by turning those units upright.

70.8 **STEP 8—RETURN STRATEGY CARDS:** Each player returns his strategy card to the common play area. Then, if a player has removed the custodians token from Mecatol Rex, the game round continues to the agenda phase. Otherwise, a new game round begins with the strategy phase.

RELATED TOPICS: Action Cards, Agenda Phase, Custodians Token, Command Tokens, Game Round, Objective Cards, Readied, Sustain Damage, Strategy Card, Strategy Phase

71 STRATEGIC ACTION

During the action phase, the active player may perform a strategic action to resolve the primary ability on his strategy card.

71.1 After the active player resolves the primary ability on his strategy card, each other player, beginning with the player to the left of the active player and proceeding clockwise, may resolve that strategy card's secondary ability.

- Players do not have to resolve the secondary abilities of the active player's strategy card.

71.2 After each player has had an opportunity to resolve a strategy card's secondary ability, the active player exhausts his strategy card so that it is facedown—this indicates that he cannot use this card again this round and is a reminder that he can now pass during one of his later turns.

- During three- and four-player games, a player must resolve strategic actions using both of his chosen strategy cards before he can pass.

71.3 When a player is resolving either the primary or secondary abilities from a strategy card, he resolves each of the ability's effects from top to bottom.

RELATED TOPICS: Action Phase, Objective Cards, Strategy Card, Victory Points

72 STRATEGY CARD

Strategy cards determine initiative order and provide each player with a powerful ability that he can use one time during the action phase.



72.1 During the strategy phase, each player chooses a strategy card from the common play area and places it in his play area faceup.

72.2 Each strategy card has a readied and an exhausted side.

- The readied side contains the strategy card's name, initiative number, and abilities.
- The exhausted side contains the strategy card's initiative number.

72.3 A player can only resolve the **primary** ability of **his own** strategy cards.

72.4 A player can only resolve the **secondary** ability of strategy cards that were chosen by **other players**.

72.5 There are eight strategy cards, each of which has a name and an initiative number.

72.6 The initiative number on a player's strategy card determines the initiative order for the action phase and status phase.

72.7 A strategy card has both a primary ability and a secondary ability. These abilities are resolved during a strategic action.

72.8 Each strategy card exists in either the common play area or a player's play area.

- Strategy cards in the common play area are available for players to choose during the strategy phase.
- A strategy card in a player's play area belongs to that player until it is returned to the common play area during the status phase.

RELATED TOPICS: Construction, Diplomacy, Initiative Order, Imperial, Leadership, Politics, Strategy Phase, Technology (Strategy Card), Trade, Warfare

73 STRATEGY PHASE

During the strategy phase, each player chooses a strategy card to use during the round.

To resolve the strategy phase, players perform the following steps:

73.1 **STEP 1—**Starting with the speaker and proceeding clockwise, each player chooses one of the strategy cards from the common play area and places it faceup in his play area.

- If there are one or more trade good tokens on a strategy card when a player chooses it, he gains those trade goods.
- A player cannot choose a strategy card that another player has already chosen during the current strategy phase.
- When playing with three or four players, each player will choose a second strategy card. After the last player has received his first strategy card, each player chooses a second strategy card, starting with the speaker and proceeding clockwise.

73.2 **STEP 2—**The speaker places one trade good token from the supply on each strategy card that was not chosen.

- During a four-player game, all strategy cards will be chosen, and therefore no trade good tokens will be placed on strategy cards.

Then, players proceed to the action phase.

RELATED TOPICS: Game Round, Speaker, Strategy Card, Trade Goods

74 STRUCTURES

A structure is a type of unit. PDS units and space docks are structures.

74.1 Structures are always placed on planets.

- The Clan of Saar's "Floating Factory" faction-specific space dock is placed in a system's space area.

74.2 Structures are primarily placed on planets using the "Construction" strategy card.

74.3 Structures cannot move or be transported.

74.4 A player can have a maximum of **one** space dock on each planet.

74.5 A player can have a maximum of **two** PDS units on each planet.

RELATED TOPICS: Construction, PDS, Units, Space Dock

75 SUPERNOVA

A supernova is an anomaly that affects movement.

75.1 A ship cannot move through or into a supernova.

RELATED TOPICS: Anomalies, Movement

76 SUSTAIN DAMAGE (UNIT ABILITY)

Some units have the "Sustain Damage" ability. Immediately before a player assigns damage to his units, he can use the "Sustain Damage" ability of any of his units in the active system.

76.1 For each "Sustain Damage" ability that a player uses, one hit produced by another player's units is canceled. Then, each unit using this ability is placed on its side to indicate that it is damaged.

76.2 A damaged unit does not have reduced capabilities and is functionally the same as an undamaged unit, except that it cannot use the "Sustain Damage" ability.

76.3 A damaged unit cannot use the "Sustain Damage" ability until it is repaired during the status phase or by another game effect.

76.4 A unit can use its "Sustain Damage" ability any time a hit is produced against it. This includes hits produced during combat and from unit abilities such as the "Space Cannon" ability.

- A unit can only use the "Sustain Damage" ability if it is eligible to be hit. For example, a player cannot use a dreadnought's "Sustain Damage" ability to cancel a hit from "Anti-Fighter Barrage."

76.5 The "Sustain Damage" ability cannot be used to cancel an effect that directly destroys a unit.

76.6 The Barony of Letnev's "Non-Euclidean Shielding" faction technology allows the Letnev player's units with the "Sustain Damage" ability to cancel up to two hits instead of one.

RELATED TOPICS: Abilities, Ground Combat, Space Combat

77 SYSTEM TILES

A system tile represents an area of the galaxy. Players place system tiles during setup to create the game board.

77.1 The back of each system tile is colored green, blue, or red.

77.2 System tiles with a green-colored back are home systems. Each home system is unique to one of the game's factions.

77.3 System tiles with a blue-colored back each contain one or more planets.

77.4 System tiles with a red-colored back are anomalies or are systems that do not contain planets.

77.5 Planets are located in systems. Ground forces and structures are always placed on planets.

77.6 Any area on a system tile that is not a planet is space. Ships are always placed in the space area.

RELATED TOPICS: Adjacency, Anomalies, Planets, Ships, Wormholes

78 TACTICAL ACTION

The tactical action is the primary method by which players produce units, move ships, and extend their dominion within the galaxy. To perform a tactical action, the active player performs the following steps:

78.1 **STEP 1—ACTIVATION:** The active player must activate a system that does not contain one of his command tokens.

- To activate a system, the active player places a command token from his tactic pool on that system. That system is the active system.
- Other players' command tokens do not prevent a player from activating a system.

78.2 **STEP 2—MOVEMENT:** The active player may move any number of ships with a sufficient move value from any number of systems that do not contain one of his command tokens into the active system, following the rules for movement.

- Ships that have capacity values can transport ground forces and fighters when moving.
- The player may choose to not move any ships.
- After the "Move Ships" step, all players can use the "Space Cannon" abilities of their units in the active system.

78.3 **STEP 3—SPACE COMBAT:** If two players have ships in the active system, those players must resolve a space combat.

- If the active player is the only player with ships in the system, he skips this step.

78.4 **STEP 4—INVASION:** The active player may use his "Bombardment" abilities, commit units to land on planets, and resolve ground combat against other players' units.

78.5 **STEP 5—PRODUCTION:** The active player may resolve the "Production" abilities of his units in the active system.

- The active player may do this even if he did not move units or land ground forces during this tactical action.

RELATED TOPICS: Action Phase, Active System, Anti-Fighter Barrage, Bombardment, Command Sheet, Ground Combat, Invasion, Movement, Producing Units, Transport, Space Cannon, Space Combat

79 TECHNOLOGY

Technology cards allow players to upgrade units and acquire powerful abilities.



79.1 Each player places any technologies he has gained faceup near his faction sheet. He **owns** those cards for the duration of the game and can use their abilities.

79.2 A player does not own the technology cards in his technology deck.

79.3 A player can gain technology cards from his technology deck by researching technology.

- Both the primary and secondary abilities of the "Technology" strategy card allow a player to research a technology.

79.4 Any technology cards that a player has not gained remain in his technology deck. A player can look through his technology deck at any time.

79.5 If an ability instructs a player to **gain** a technology, he does not research it; he takes it from his technology deck and places it in his play area, ignoring prerequisites.

79.6 Some technologies are unit upgrades. Unit upgrades share a name with a unit that is printed on a player's faction sheet.

- Players place any unit upgrades they gain faceup on their faction sheets, covering the unit that shares a name with that upgrade card.

79.7 Each technology that is not a unit upgrade has a colored symbol displayed in the lower-right corner of the card and on its card back that indicates that technology's color.

- A technology's color has no inherent game effect; however, each technology a player owns can satisfy a prerequisite of a matching color when researching other technology.
- Unit upgrades do not have a color and do not satisfy prerequisites.
- There are four colors of technologies as follows:



Biotic ***Warfare*** ***Propulsion*** ***Cybernetic***

79.8 Most technology cards have a column of colored symbols displayed in the lower-left corner of the card. Each symbol in this column is a prerequisite.

- A technology card's prerequisites indicate the number and color of technologies a player must own to research that technology card.

79.9 RESEARCHING TECHNOLOGY

A player can research technology by resolving either the primary or secondary ability of the "Technology" strategy card during the action phase. Other game effects may also instruct a player to research technology.

79.10 To research technology, a player gains that technology card from his technology deck and places it in his play area near his faction sheet.

- Players place any unit upgrades they gain faceup on their faction sheets, covering the unit that shares a name with that upgrade card.

79.11 A player cannot research a faction technology that does not match his faction.

79.12 When researching technology, a player must satisfy each of a technology's prerequisites to research it. To satisfy a technology's prerequisites, he must own one technology of the matching color for each prerequisite symbol on the technology card he wishes to research.

- Prerequisites symbols are displayed as symbols on the lower-left corner of the card.
- Unit upgrade technologies do not have a color and do not satisfy prerequisites.
- Players may use certain abilities or technology specialties to ignore some prerequisites.

79.13 TECHNOLOGY SPECIALTIES

A technology specialty is a technology symbol found on some planets.

79.14 When researching technology, a player can exhaust a planet he controls that has a technology specialty to ignore one prerequisite symbol of the matching type on the technology card he is researching.

79.15 If the planet card is already exhausted, it cannot be used to ignore a prerequisite.

79.16 VALEFAR ASSIMILATOR

The Nekro Virus faction can use its faction abilities in combination with its two "Valefar Assimilator" faction technologies to gain faction technologies that have been researched by other players, including unit upgrades.

79.17 Basic units printed on faction sheets are not technologies and are not eligible targets for "Valefar Assimilator."

79.18 If a player is eliminated while one of his technologies has a Valefar Assimilator token on it, the Nekro Virus player places that technology in his play area; it is not removed from the game.

79.19 If a Valefar Assimilator token is removed from the Saar "Floating Factory" unit upgrade, each of the Nekro Virus' space docks must be placed on an eligible planet he controls in that space dock's system, or the space dock is returned to his reinforcements.

79.20 If a Valefar Assimilator token is removed from a war sun unit upgrade and the Nekro Virus does not have the standard war sun unit upgrade, each of Nekro Virus' war suns are returned to his reinforcements.

79.21 The Nekro Virus may upgrade his units with units of the same type (e.g., "dreadnought" or "infantry") even if their names do not match. If the Nekro Virus gains a unit upgrade technology of the same unit type as a unit upgrade technology he already has, the previous upgrade is removed, and he must use the same Valefar Assimilator token as was used to copy the previous upgrade.

79.22 When a Valefar Assimilator token is on a technology, that technology's color and type count toward objectives.

RELATED TOPICS: Command Tokens, Exhausted, Initiative Order, Resources, Strategic Action, Strategy Card, Technology (Strategy Card), Unit Upgrades

80 TECHNOLOGY (STRATEGY CARD)

The "Technology" strategy card allows players to research new technology. This card's initiative value is "7."

80.1 During the action phase, if the active player has the "Technology" strategy card, he can perform a strategic action to resolve that card's primary ability.

80.2 To resolve the primary ability on the "Technology" strategy card, the active player can research one technology of his choice. Then, he may spend six resources to research one additional technology of his choice.

80.3 After the active player resolves the primary ability of the "Technology" strategy card, each other player, beginning with the player to the left of the active player and proceeding clockwise, may spend one command token from his strategy pool and four resources to research one technology of his choice.

RELATED TOPICS: Initiative Order, Resources, Strategic Action, Strategy Card, Technology

81 TRADE (STRATEGY CARD)

The "Trade" strategy card allows players to gain trade goods and replenish commodities. This card's initiative value is "5."

81.1 During the action phase, if the active player has the "Trade" strategy card, he can perform a strategic action to resolve that card's primary ability. To resolve the primary ability on the "Trade" strategy card, the active player resolves the following effects in order:

81.2 **STEP 1—**The active player gains 3 trade goods.

81.3 **STEP 2—**The active player replenishes his commodities by taking the number of commodity tokens necessary so that he has an amount equal to the commodity value on his faction sheet. Then, he places those tokens in the commodity area of his faction sheet.

- A player cannot have more commodities than the commodity value printed on his faction sheet.

81.4 **STEP 3—**The active player chooses any number of other players. Those players use the secondary ability of this card without spending a command token.

- The chosen players **must** resolve secondary ability of this card without spending a command token after the active player finishes resolving the primary ability.
- The chosen players can only use the secondary ability once, and they cannot use it by spending command tokens.

81.5 After the active player resolves the primary ability of the "Trade" strategy card, each other player, beginning with the player to the left of the active player and proceeding clockwise, may spend one command token from his strategy pool to replenish his commodities.

RELATED TOPICS: Command Tokens, Commodities, Initiative Order, Strategic Action, Strategy Card, Trade Goods

82 TRADE GOODS

A trade good represents a player's buying and trading power beyond his planet's raw resources.



82.1 Trade goods and commodities are represented by opposite sides of the same token.

82.2 When a player gains a trade good, he takes a trade good token from the supply and places it on the trade good area on his command sheet, making sure the trade good side is faceup.

82.3 A player can spend trade goods at any time during the game.

82.4 A player can spend a trade good in one of the following ways:

- In place of spending one resource.
- In place of spending one influence. However, trade goods cannot be spent to cast votes during the agenda phase.
- To resolve an effect that specifically requires that a trade good be spent.

82.5 A player can exchange his trade goods with other players during a transaction.

82.6 When a player receives a commodity token from another player, the player who received that token places it in his trade good area with the trade good side of the token faceup.

- That token is no longer a commodity token; it is a trade good token.

82.7 Trade good tokens come in values of one and three. A player can swap between these tokens as necessary.

RELATED TOPICS: Commodities, Deals, Influence, Resources, Transactions

83 TRANSACTIONS

A transaction is a way for a player to exchange commodities, trade goods, and promissory notes.

83.1 During the active player's turn, he may resolve up to one transaction with each of his neighbors.

- A player can resolve a transaction at any time during his turn, even during a combat.

83.2 To resolve a transaction, a player gives any number of trade goods and commodities and up to one promissory note to a neighbor in exchange for any number of trade goods and commodities and up to one promissory note.

83.3 Players can exchange commodities, trade goods and promissory notes, but cannot exchange other types of cards or tokens.

- The Emirates of Hacan can also exchange action cards with other players as part a transactions.

83.4 A transaction does not have to be even. A player may exchange components of unequal value or give components without receiving something in return.

- The players agree on the terms of the transaction before exchanging any components. After the components are traded, the transaction cannot be undone.

83.5 Players can resolve a transaction as part of a deal.

83.6 While resolving **each** of the two agendas during the agenda phase, a player may perform one transaction with **each** other player, even if those players are not his neighbors.

RELATED TOPICS: Commodities, Deals, Neighbors, Promissory Notes, Trade Goods



84 TRANSPORT

When a ship moves, it may transport any combination of fighters and ground forces, but the number of units it transports cannot exceed that ship's capacity value.

84.1 The ship can pick up and transport fighters and ground forces when it moves. During a tactical action, it can pick up and transport units from the active system, the system it started its movement in, and each system it moves through.

- These transported units can only be dropped off in the active system.

84.2 Any fighters and ground forces that a ship transports must move with the ship and remain in the space area of a system.

84.3 Fighters and ground forces **cannot** be picked up from a system that contains one of their faction's command tokens other than the active system.

84.4 A player can land ground forces on a planet in a system during the "Invasion" step of a tactical action.

RELATED TOPICS: Capacity, Invasion, Movement, Tactical Action

85 UNITS

A unit is represented by a plastic figure.

85.1 There are three types of units: ships, ground forces, and structures.

85.2 Each color of plastic comes with the following units:

- 3 Space Docks
- 6 PDS units
- 8 Destroyers
- 8 Cruisers
- 2 War Suns
- 12 Infantry
- 10 Fighters
- 4 Carriers
- 5 Dreadnoughts
- 1 Flagship

85.3 Units exist either on the game board or in a player's reinforcements.

RELATED TOPICS: Ground Forces, Ships, Structures

86 UNIT UPGRADES

A unit upgrade is a type of technology card.

86.1 Unit upgrades share a name with a unit that is printed on a player's faction sheet, but have a higher roman numeral. For example, a player's "Carrier I" unit is upgraded by the unit upgrade technology "Carrier II.

- See "Technology" for rules regarding the Nekro Virus and unit upgrades.

86.2 Players place unit upgrades they gain faceup on their faction sheets, covering the unit that shares a name with that upgrade card.

86.3 The white arrows next to an attribute on a faction sheet indicate that the attribute will improve when the unit is upgraded.

86.4 After a player gains a unit upgrade card, each of that player's units that correspond to that upgrade card is treated as having the attributes and abilities printed on that upgrade card. Any previous attributes of that unit, such as the one printed on that player's faction sheet, are ignored.

RELATED TOPICS: Technology

87 VICTORY POINTS

The first player to gain 10 victory points wins the game.

87.1 Players gain victory points in a variety of ways. A common way that a player can gain victory points is by scoring objectives.

87.2 Each player uses the victory point track to indicate how many victory points he has gained.

- If the players are using the 14-space side of the victory point track, the game ends and a player wins when he has 14 victory points instead of 10.

87.3 Each player places one of his control tokens on space "0" of the victory point track during setup.

87.4 When a player gains a victory point, he advances his control token a number of spaces along the victory point track equal to the number of victory points he gained.

- A player's control token must always be on the space of the victory point track that shows a number that matches the number of victory points he has gained during the game. A player cannot have more than 10 victory points.

87.5 If an ability refers to the player with the "most" or "fewest" victory points, and more than one player is tied in that respect, the effect applies to all of the tied players.

87.6 If a player gains a victory point from a law, and that law is discarded, he does not lose that victory point.

87.7 The game ends immediately when one player has 10 victory points. If multiple players would simultaneously reach 10 victory points during the status or agenda phase, the player who is nearest the speaker in clockwise order is the winner.

87.8 If the game ends because the speaker cannot reveal an objective card, the player with the most victory points is the winner. If one or more players are tied for having the most victory points, the tied player who is first in initiative order is the winner.

RELATED TOPICS: Agenda Card, Imperial, Objective Cards

88 WARFARE (STRATEGY CARD)

The "Warfare" strategy card allows a player to remove a command token from the board and redistribute the command tokens in his command pools. This card's initiative value is "6." During the action phase, if the active player has the "Warfare" strategy card, he can perform a strategic action to resolve that card's primary ability.

To resolve the primary ability on the "Warfare" strategy card, the active player performs the following steps:

88.1 **STEP 1—**The active player removes any one of his command tokens from the game board. Then, he gains that command token by placing it in one of the pools of his command sheet.

88.2 **STEP 2—**The active player can redistribute the command tokens among the pools on his command sheet.

88.3 After the active player resolves the primary ability of the "Warfare" strategy card, each other player, beginning with the player to the left of the active player and proceeding clockwise, may spend one command token from his strategy pool to resolve the "Production" ability of one space dock in his home system.

- The command token is **not** placed in his home system.

RELATED TOPICS: Action Phase, Command Tokens, Initiative Order, Strategy Card, Strategic Action

89 WORMHOLES

Some systems contain wormholes. Systems that contain identical wormholes are adjacent.

89.1 There are two basic types of wormholes: alpha and beta.

89.2 PDS units that have been upgraded by the "PDS II—Deep Space Cannon" unit upgrade technology can use their "Space Cannon" abilities through wormholes.

89.3 Players can be neighbors and perform transactions through wormholes.

89.4 There is one advanced type of wormhole: delta. This wormhole follows all normal wormhole rules.

- This wormhole is present on the Creuss Gate system tile and the Ghosts of Creuss home system tile.

RELATED TOPICS: Adjacency, Movement, Neighbors, System Tiles

INDEX

This index refers to paragraph numbers instead of page numbers. The number listed after each entry corresponds to a paragraph number in the glossary. The relevant information for that entry can be found in the paragraph sharing that number or in a bullet point following that paragraph.

A

abilities, 1.19
- action card, 2.6
- "action" effects, 1.3
- "after" effects, 1.14
- agenda card, 1.20
- "cannot" effects, 1.4
- complete resolution, 1.7, 1.8
- component action, 1.3
- cost, 1.9, 1.10
  - objectives, 52.10
- "end of turn" effects, 36.3
- faction abilities, 1.21
- mandatory, 1.6
- movement, 49.8, 49.9
- opponent, 53.1
- partial resolution, 1.7
- promissory notes, 60.1–60.3
- "this system or planet" effects, 1.23
- timing, 1.11
- unit abilities, 1.8
  - anti-fighter barrage, 10.0
  - bombardment, 15.0
- "when" effects, 1.13, 1.14

action cards, 2.0
- canceling, 2.8
- component action, 21.1
- drawing, 2.1–2.3
- hand size, 2.4
- hidden, 2.5
- multiple at same time, 2.9, 2.10
- playing, 2.7

"action" effects
- component action, 21.1

action phase, 3.0
- active player, 4.1
- component action, 21.0
- initiative order, 43.0
- movement, 49.0
- passing, 3.2–3.5
- player turns, 3.0
- strategic action, 71.0
- tactical action, 78.0
- turn order, 3.0

actions
- component action, 21.0
- strategic action, 71.0
- tactical action, 78.0

activation, 78.1
active player, 4.0
active system, 5.0
- activation, 5.1–5.3
- duration, 5.4

adjacency, 6.0
- neighbors, 51.0
- system adjacency, 6.0
- unit and planet adjacency, 6.2
- wormhole, 6.1

agenda cards, 7.0
- agenda phase, 8.0
- directives, 7.7, 7.8
  - resolving, 7.8
- laws, 7.2–7.6
  - attach, 12.0
  - ownership, 7.4
  - resolving "Against" outcomes, 7.6
  - resolving "For" outcomes, 7.3
- outcomes, 8.17
- resolving, 8.2
- types, 7.1
- voting, 8.5

agenda phase, 8.0
- added to game round, 26.4
- first agenda, 8.2
- ready planets, 8.4
- resolving, 8.2–8.4
- revealing agenda, 8.2
- second agenda, 8.3
- skipped during early game, 8.1
- voting, 8.5–8.16

anomalies, 9.0
- asteroid field, 11.0
- gravity rift, 37.0
- nebula, 50.0
- supernova, 75.0
- types, 9.2, 9.3

anti-fighter barrage, 10.0
- anti-fighter barrage roll, 10.1
- assigning hits, 10.2
- rerolls, 10.1
- resolving, 10.1, 10.2
- values, 10.1

asteroid field, 11.0
- ship movement, 11.1

attach, 12.0
- attaching a card, 12.1

attacker, 13.0
attribute
- capacity, 16.0
- combat, 17.0
- cost, 25.0
- move, 48.0

B

blockaded, 14.0
bombardment, 15.0
- assigning hits, 15.2
- bombardment roll, 15.1
- "Harrow" ability, 15.1
- multiple planets, 15.1
- planetary shield, 56.0
- rerolls, 15.1
- resolving, 15.1, 15.2
- values, 15.1

C

cancel
- action cards, 2.8

capacity, 16.0
- excess units, 16.3
- limitations, 16.2
- transport, 16.1

cards
- action cards, 2.0
- agenda card, 7.0
- objective cards, 52.0
- planet cards, 55.5
- promissory notes, 60.0
- strategy cards, 72.0
  - construction, 23.0
  - diplomacy, 30.0
  - leadership, 45.0
- technology cards, 79.0

casting votes, 8.6–8.17
combat
- attacker, 13.0
- attribute, 17.0
  - burst icons, 17.2
- defender, 28.0
- ground combat, 38.0
- opponent, 53.0
- space combat, 67.0

command sheet, 18.0
- command tokens, 18.1
- fleet pool, 34.0
- placement, 18.3
- trade goods, 18.2

command tokens, 19.0
- command sheet, 18.0
- gaining, 19.2, 19.3
- placement, 19.1
- redistributing, 70.5
- removing command tokens, 70.4
- strategic action, 19.5
- system activation, 5.1
- tactical action, 19.4
- transporting, 84.3

commodities, 20.0
- converting, 20.5, 20.6
- faction sheet, 20.2
- replenishing, 20.3, 20.4
- spending, 20.7
- tokens, 20.1
- "Trade" strategy card, 81.3
- transaction, 20.5

component action, 21.0
- complete resolution, 21.3
- resolving, 21.2, 21.3

component limitations, 22.0
- cards, 22.5
- dice, 22.1
- tokens, 22.2
- units, 22.4

"Construction" strategy card, 23.0
- primary ability, 23.1, 23.2
  - resolving, 23.2
- secondary ability, 23.3
  - resolving, 23.3
- structure placement, 23.4

control
- planets, 24.0
  - gaining control, 24.1, 24.2
  - indicating control, 24.3
  - losing control, 24.5–24.7
  - player structures, 44.5

control tokens
- planets without units, 24.4
- public objectives, 52.12
- secret objective, 52.18
- victory point track, 87.3

cost
- abilities, 1.9
  - exhausting, 32.4
  - objectives, 52.10
- attribute, 25.0
- fighters, 58.2
- ground forces, 58.2
- producing units, 58.1
- structures, 25.3

cultural planet, 55.3
custodians token, 26.0
- invasion, 26.2
- movement, 26.1
- placement, 46.1
- removing, 26.2, 26.3
- victory point, 26.3

D

damaged units, 76.0–76.2
deals, 27.0
- binding, 27.3
- including transactions, 27.1
- non-binding, 27.4
- timing, 27.1

decks
- depleted, 22.5

defender, 28.0
destroyed, 29.0
- assigning hits, 29.1
- fleet pool limitation, 34.3
- gravity rift, 37.2
- ground combat, 38.2
- objectives, 52.9
- PDS, 54.4
- planet control
- space cannon defense, 66.8
- space cannon offense, 66.5
- space dock, 68.4
- structures
  - planet control, 44.5
- sustain damage, 76.5

dice
- anti-fighter barrage roll, 10.1
- bombardment roll, 15.1
- combat roll
  - ground combat, 38.1
- component limitations, 22.1
- rerolls, 63.0
  - multiple rerolls, 63.2
  - reroll results, 63.1
  - reroll timing, 63.3
- space cannon roll
  - space cannon defense, 66.7
  - space cannon offense, 66.3

"Diplomacy" strategy card, 30.0
- primary ability, 30.1, 30.2
  - resolving, 30.2
- secondary ability
  - resolving, 30.3

directives, 7.7, 7.8
- resolving, 7.8

E

elimination, 31.0
- conditions for elimination, 31.1
- owned agendas, 31.3
- player's components, 31.2
- promissory notes, 31.4

ending the game
- cannot reveal objective, 52.15

end of game, 87.7, 87.8
exhausted, 32.0
- exhausting cards, 32.1
  - planet cards, 55.6
- readying cards, 32.2
- spending influence, 32.3
- spending resources, 32.3
- strategy cards, 32.5

F

faction sheets
- capacity, 16.0
- combat, 17.0
- commodities, 20.2
- component action, 21.1
- cost, 25.0
- move, 48.0
- white arrows, 86.3

fighters
- fighter tokens, 33.0

fighter tokens, 33.0
fleet pool, 34.0
- command sheet, 18.0
- command token placement, 34.2
- destroying ships, 34.3
- non-fighter ship limitation, 34.1
- spending command tokens, 34.4

four-player game
- choosing strategy cards, 73.1
- initiative order, 43.3
- passing, 3.4

G

game board, 35.0
- Ghosts of Creuss, 35.1
- Mecatol Rex, 46.0

game end, 52.15
game round, 36.0
- action phase, 3.0
- agenda phase, 8.0
- status phase, 70.0
- strategy phase, 73.0

gravity rift, 37.0
- destroying ships, 37.2
- ship movement, 37.1

ground combat, 38.0
- assign hits, 38.2
- attacker, 13.0
- combat roll, 38.1
- defender, 28.0
- destroying units, 38.2
- ending, 38.4
  - control, 44.5
- opponent, 53.0
- resolving, 38.1, 38.2
- roll dice, 38.1
- units remaining
  - both players, 38.3
  - neither player, 38.4
  - one player, 38.4

ground forces, 39.0
- committing ground forces, 44.2
- limitations, 39.3
- placement, 39.1, 39.2

H

hazardous planet, 55.3

I

"Imperial" strategy card, 40.0
- resolving, 40.2
- secondary ability, 40.3
- secret objective limitation, 40.4

industrial planet, 55.3
infantry, 39.0
- infantry tokens, 41.0

infantry tokens, 41.0
influence, 42.0
- spending influence, 42.2
  - custodians token, 26.2
  - objectives, 52.10
  - voting, 8.6
- spending trade goods, 42.3
- value, 42.1

initiative order, 43.0
invasion, 44.0
- bombardment, 15.0
  - resolving, 44.1, 44.2
- commit ground forces, 44.2
- establish control, 44.5
- ground combat, 38.0
  - resolving, 38.1
- resolving, 44.1–44.5
- space cannon defense, 66.6
  - resolving, 66.7, 66.8

L

laws, 7.2–7.6
- attach, 12.0
- effects after discarding, 7.5
- ownership, 7.4
- resolving "Against" outcomes, 7.6
- resolving elections, 7.3
- resolving "For" outcomes, 7.3

"Leadership" strategy card, 45.0
- command token placement, 45.4
- primary ability, 45.1, 45.2
- resolving, 45.2
- secondary ability, 45.3

M

"may" effects, 1.5
Mecatol Rex, 46.0

modifiers, 47.0
movement
gravity rift, 37.1
notation, 47.1, 47.2
space combat
nebula, 50.3
movement, 49.0
ability movement, 49.8, 49.9
tactical action movement, 49.2
move value, 49.3, 49.4
restrictions, 49.4
transport, 84.1

N

nebula, 50.0
defender, 28.0
ship movement, 50.1, 50.2
neighbors, 51.0
Ghosts of Creuss, 51.3
wormholes, 51.2

O

objective cards, 52.0
public objectives, 52.11
cannot reveal, 52.15
home system control, 52.16
organization, 52.13–52.15
revealing, 52.14
scoring, 52.12
requirements, 52.4
scoring
general, 52.5–52.8
limitations, 52.6–52.8
public objectives, 52.12
secret objectives, 52.18, 52.19
secret objectives, 52.17
gaining, 52.20, 52.21
limitation, 40.4
timing, 52.3
types, 52.1
victory points, 52.2
opponent, 53.0
outcomes, 8.17
predictions, 8.22
resolving, 8.18
ties, 8.19

P

passing
action phase, 3.2–3.5
PDS, 54.0
acquiring, 54.2
"Construction" strategy card, 54.2
deep space cannon, 89.2
number per planet, 74.5
placement, 54.3
phases
action phase, 3.0
agenda phase, 8.0
status phase, 70.0
strategy phase, 73.0
planetary shields
war suns, 56.3
planetary shield, 56.0
"Harrow" ability, 56.2
X-89 Bacterial Weapon, 56.1
planet card, 55.5
attach, 12.1, 12.2
control, 55.5
exhausted, 55.6
readied, 55.6
planets, 55.0
influence, 55.2
spending, 55.7
resource, 55.1
resources, 64.0
spending, 55.8
technology specialty, 55.4
traits, 55.3
player turns, 3.0
initiative order, 43.0
"Politics" strategy card, 57.0
primary ability, 57.1, 57.2
resolving, 57.2
secondary ability, 57.3
resolving, 57.3
predictions, 8.22
prerequisites, 79.8
primary ability, 40.1, 40.2
producing units, 58.0
blockaded space docks, 58.6
cost, 58.1
fighters, 58.2
ground forces, 58.2
placement, 58.3, 58.4
reinforcement limitations, 58.5
production, 59.0
Arborec, 59.1
blockaded, 14.1
unit placement, 59.2–59.4
value, 59.1
promissory notes, 60.0
player elimination, 60.7
resolving, 60.1–60.3
transactions, 60.4–60.6
public objectives, 52.11
cannot reveal, 52.15
home system control, 52.16
organization, 52.13
revealing, 52.14
scoring, 52.12

R

readied, 61.0
readying cards, 61.5
reinforcements, 62.0
command tokens, 19.0
component limitation, 19.3
units, 85.3
repair, 70.7
replenish commodities, 20.3, 20.4
reroll
multiple rerolls, 63.2
timing, 63.3
rerolls, 63.0
results, 63.1
researching technology, 79.9–79.12
tech specialties, 79.10–79.12
resources, 64.0
spending resources
objectives, 52.10
spending trade goods, 64.3
retreat, 67.7
rolls
anti-fighter barrage roll, 10.1
bombardment rolls, 15.1
combat roll
ground combat, 38.1
space cannon roll
space cannon offense, 66.3
space cannon rolls
space cannon defense, 66.7
round, 36.0

S

secondary ability, 72.7
secret objectives, 52.17
gaining, 52.20
limitation, 40.4
scoring, 52.18, 52.19
setup, page 2
ships, 65.0
attributes, 65.3
number per system, 65.2
placement, 65.1
space cannon, 66.0
PDS, 54.1
space cannon defense, 66.6
assigning hits, 66.8
resolving, 66.7, 66.8
value, 66.7
space cannon offense, 66.2
assigning hits, 66.5
resolving, 66.3, 66.4
space cannon roll, 66.3
value, 66.3
space cannon defense
space cannon roll, 66.7
space cannon offense
space combat, 67.0
announce retreats, 67.4
anti-fighter barrage, 66.8
assigning hits, 67.6
attacker, 13.0
defender, 28.0
opponent, 53.0
resolving, 67.3–67.7
retreat, 67.7
roll dice, 67.5
space dock, 68.0
acquiring, 68.2
number per planet, 74.4
placement, 68.3
"Production" ability, 68.1
speaker, 69.0
public objective
cannot reveal, 52.16
organization, 52.13
revealing, 52.14
ties during a vote, 8.19
status phase, 70.0
draw action cards, 70.3
gaining command tokens, 70.5
ready cards, 70.6
redistributing command tokens, 70.5
remove command tokens, 70.4
repair units, 70.7
resolving, 70.1–70.8
return strategy cards, 70.8
reveal public objective, 70.2
score objective, 70.1
strategic action, 71.0
primary ability, 71.0
resolving strategy card, 71.3, 71.4
secondary ability, 71.1
strategy cards, 72.0
choosing, 72.1
"Construction" card, 23.0
"Diplomacy" card, 30.0
exhausted, 72.2
"Imperial" card, 40.0
initiative numbers, 72.5, 72.6
"Leadership" card, 45.0
placement, 72.8
"Politics" card, 57.0
primary abilities, 72.7
readied, 72.2
secondary abilities, 72.7
"Technology" card, 80.0
"Trade" card, 81.0
"Warfare" card, 88.0
strategy phase, 73.0
choosing strategy cards, 73.1
placing trade goods, 73.2
resolving, 73.1, 73.2
strategy pool
command sheet, 18.0
structures, 74.0
movement, 74.3
PDS, 54.0
acquiring, 54.4
deep space cannon, 89.2
number per planet, 74.5
placement, 54.4
placement, 74.1
space dock, 68.0
acquiring, 68.2
number per planet, 74.4
placement, 68.3
supernova, 75.0
ship movement, 75.1
sustain damage, 76.0
canceling hits, 76.1
damaged unit, 76.1–76.3
destroyed, 76.5
resolving, 76.1
timing, 76.4
system capacity
system tiles, 77.0
activation, 78.1
anomalies, 9.0
asteroid fields, 9.0
gravity rifts, 9.0
nebula, 9.0
supernova, 9.0
game board, 35.0
identifying, 77.1–77.4
planets, 55.0

T

tactical action, 78.0
invasion, 44.0
movement, 49.2
production, 59.0
resolving, 78.1–78.6
space cannon offense, 66.2
space combat, 67.0
tactic pool
command sheet, 18.0
technology cards, 79.0
capacity, 16.0
colors, 79.7
combat, 17.0
component action, 21.1
cost, 25.0
gaining cards, 79.3–79.5
move, 48.0
owning cards, 79.1, 79.2
prerequisites, 79.8
researching technology, 79.9–79.12
tech specialties, 79.10–79.12
unit upgrades, 79.6
"Technology" strategy card, 80.0
primary ability, 80.1, 80.2
resolving, 80.2
secondary ability, 80.3
resolving, 80.3
three-player game
choosing strategy cards, 73.1
initiative order, 43.3
passing, 3.4
tokens
command tokens, 19.0
commodity tokens, 20.0
control tokens
planets without units, 24.4
public objectives, 52.12
secret objective, 52.18
victory point track, 87.3
custodians token, 26.0
fighter tokens, 33.0
infantry tokens, 41.0
spending
objectives, 52.10
trade good tokens, 82.0
trade goods, 82.0
command sheet, 18.0
converting, 20.5, 20.6
gaining, 82.2
spending, 82.3, 82.4
strategy phase, 73.2
tokens, 82.1
transaction, 82.5
"Trade" strategy card, 81.0
gaining trade goods, 81.2
primary ability, 81.1
resolving, 81.2–81.4
replenishing commodities, 81.3
secondary ability, 81.5
resolving, 81.5
traits, 55.3
transactions, 83.0
deals, 27.0
neighbors, 83.2
resolving, 83.2–83.5
timing, 83.1
transport, 84.0
capacity, 16.1
movement, 84.1
resolving, 84.1, 84.2
transporting
command tokens, 84.3
transport
invasion, 84.4
turns, 3.0
initiative order, 43.0

U

unit abilities
anti-fighter barrage, 10.0
bombardment, 15.0
planetary shield, 56.0
space cannon, 66.0
sustain damage, 76.0
units, 85.0
damage
damaged, 76.0–76.2
ground forces, 39.0
PDS, 54.0
acquiring, 54.4
deep space cannon, 89.2
number per planet, 74.5
placement, 54.4
producing, 58.0
repairing, 70.7
ships, 65.0
number per system, 65.2
placement, 65.1
space dock, 68.0
acquiring, 68.2
number per planet, 74.4
placement, 68.3
types, 85.1
unit upgrades, 86.0
capacity, 16.0
combat, 17.0
cost, 25.0
effects, 86.4
move, 48.0
Nekro Virus, 79.16
placement, 86.2
white arrows, 86.3

V

Valefar Assimilator, 79.16
victory points, 87.0
custodians token, 26.3
fewest, 87.5
gaining victory points, 87.4
laws, 87.6
most, 87.5
objective cards, 52.2
victory point track, 87.2
voting, 8.5
abstaining, 8.14
casting additional votes, 8.15
declaring outcome, 8.12
exhausting planets, 8.6
prevented from voting, 8.16
ties, 8.19
trade goods, 8.13
voting for elections, 8.9–8.11
voting for outcomes, 8.7, 8.8

W

"Warfare" strategy card, 88.0
command tokens, 88.1
primary ability, 88.1
resolving, 88.1, 88.2
redistributing tokens, 88.2
secondary ability, 88.3
resolving, 88.3
"when" effects, 1.13, 1.14
white arrows, 86.3
winning the game, 87.7, 87.8
cannot reveal objective, 52.15
wormholes, 89.0
deep space cannon, 89.2
Ghosts of Creuss
delta wormhole, 89.4
neighbors, 51.3
neighbors, 51.2
types, 89.1

ERRATA

This section contains errata for game components.

DEVOTION

The text of the Yin Brotherhood's "Devotion" faction ability should read as follows: "After each space battle round, you may destroy 1 of your cruisers or destroyers in the active system to produce 1 hit and assign it to 1 of your opponent's ships in that system."

DIPLOMACY

The text of the "Diplomacy" strategy card's secondary ability should read as follows: "Spend 1 token from your strategy pool to ready up to 2 exhausted planets you control."

HYPER METABOLISM

The text of the "Hyper Metabolism" technology should read as follows: "During the status phase, gain 3 command tokens instead of 2."



MATRIARCH

The text of the Naalu flagship "Matriarch" should read as follows: "During an invasion in this system, you may commit fighters to planets as if they were ground forces. When combat ends, return those units to the space area."

UNSTABLE PLANET

The text of the "Unstable Planet" action card should read as follows: "Action: Choose 1 hazardous planet. Exhaust that planet and destroy up to 3 infantry on it."

VETO

The text of the "Veto" action card should read as follows: "Action: When an agenda is revealed: Discard that agenda and reveal 1 agenda from the top of the deck. Players vote on this agenda instead."

FAQ

This section contains answers to frequently asked questions.

GENERAL

Q: *Are the "0" faces of the ten-sided dice included with the game intended to represent the result of a "10"?*

A: Yes, the "0" face is a "10" result.

Q: *How should a space combat be resolved if it is mathematically impossible for either side to win—for example, certain configurations of ships using the "Non-Euclidean Shielding" and "Duranium Armor" technologies in concert?*

A: If neither side has the potential to win, the attacker must retreat.

Q: *Can fighters block ship movement?*

A: Yes, fighters can block ship movement (this was added as a correction in the Living Rules Reference version 1.1).

Q: *Does each unit participating in Bombardment or Space Cannon roll an additional die for the Plasma Scoring technology?*

A: No. "Plasma Scoring" only grants one additional die for each "Bombardment" or "Space Cannon" roll, and the unit benefitting from this technology must be decided before rolling.

PRODUCTION

Q: *When an ability other than "Production" allows you to produce one or more units, do you have to pay for the units produced?*

A: Yes, a unit that is produced must always be paid for.

Q: *When producing a unit with an ability other than "Production," does the price reduction from the "Sarween Tools" technology apply?*

A: No, "Sarween Tools" is only used with the "Production" ability.

AGENDAS

Q: *When a "Research Team" agenda that is attached to a planet is used to ignore a prerequisite, is the planet exhausted?*

A: No. The agenda is exhausted to ignore the prerequisite, not the planet.

Q: *Can a player cast '0' votes "For" or "Against" on an agenda instead of abstaining, in order to take advantage of effects associated with that option?*

A: No. A vote of '0' is the same as abstaining; that player gains no positive or negative effects of voting "For" or "Against" on an agenda if he contributed '0' votes.

Q: *If the "Classified Document Leaks" agenda is discarded, and the secret objective's original owner already had three scored secret objectives, what happens?*

A: All scored secret objectives remain in play.

ACTION CARDS

Q: *Is the "Skilled Retreat" action card considered to be a retreat and can it be canceled by the action card "Intercept?"?*

A: No, "Skilled Retreat" is not a retreat and cannot be canceled in this way.

Q: *Can "Sustain Damage" be used against the "Courageous to the End" action card?*

A: No, "Courageous to the End" does not produce hits.

Q: *During space combat, can each player play a "Shields Holding" action card to cancel hits against his units, even though they are being played during the same timing window?*

A: Yes. Because each of the "Shields Holding" cards are targeting different sets of hits (one set against player A and one set against player B), it is legal to play both cards.

Q: *Can the "Shields Holding" action card be used to cancel hits from abilities that occur before combat, such as Dimensional Splicer and Devotion?*

A: No. "Shields Holding" may only be used to cancel hits that are produced during combat.

Q: *Can two "Direct Hit" action cards be played by the same player on the same round of combat against different targets?*

A: Yes. Because the two "Direct Hit" cards are targeting different targets, this is allowed.

Q: *Does the "Enforced Travel Ban" agenda prevent "Space Cannon" usage through wormholes?*

A: No. "Enforce Travel Ban" does not prevent "Space Cannon" usage.

THE ARBOREC

Q: *Can the secondary ability of the "Warfare" strategy card be used to trigger the "Production" ability of the Arborec's Letani Warriors?*

A: No, the "Warfare" secondary ability can only be used to trigger the production ability of space docks, and thus cannot be used by the Arborec to produce additional infantry.

Q: *Does the Arborec flagship (The "Duha Menaimon") need to be in a system when it is activated to make use of its ability?*

A: Yes. The "Duha Menaimon" can only be used to produce units when it is in a system at the moment it is activated.

Q: *Can the "Production" abilities of multiple Arborec "Letani Warriors" in a system be combined to allow the production of two infantry for one resource?*

A: Yes. Production value is totaled when the "Production" ability of units in a system is used.

THE NEKRO VIRUS

Q: *Can the Nekro Virus use the "Valefar Assimilator" technologies on printed faction units such as the Embers of Muaat's Prototype War Sun I?*

A: No, printed faction units are not technologies, and thus are ineligible targets for "Valefar Assimilator."

Q: *Do infantry involved in a space combat via the effects of "The Alastor" flagship count as ships for the purpose of card effects and fleet supply?*

A: Infantry that are participating in space combat via "The Alastor" do count as ships (in addition to their own unit type) for the purpose of card effects, but, as a unit that can be transported, they do not count against fleet supply in that system.

Q: *Do infantry involved in a space combat via the effects of "The Alastor" flagship cease participation in combat if the Alastor is destroyed?*

A: Yes. Infantry that are participating in space combat via "The Alastor" cease being part of the combat after "The Alastor" is destroyed.

THE EMIRATES OF HACAN

Q: *Does the Hacan player have to initiate negotiations in order to transact with a player who is not his neighbor?*

A: So long as the active player is involved in the transaction, either player may suggest the opening of negotiations, on either player's turn.

THE XXCHA KINGDOM

Q: *Can the Xxcha use the "Peace Accords" faction ability from one planet to another planet in the same system?*

A: Yes, a planet is considered to be adjacent to its own system.

THE GHOSTS OF CREUSS

Q: *Can the Creuss Promissory note still be used if the Creuss have not researched "Wormhole Generator"?*

A: Yes, the promissory not does not require that the "Wormhole Generator" technology have been researched.

Q: *Can the "Light/Wave Deflector" technology be used to move through a wormhole created by the Ghosts of Creuss' "Hil Colish" flagship?*

A: Yes, "Light/Wave Deflector" would allow a player other than the Ghosts of Creuss to move his fleet through the "Hil Colish's" system into Creuss system or the Creuss Gate system.



THE NAALU COLLECTIVE

Q: *Does the Naalu flagship ("The Matriarch") allow the Naalu to take gain control of a planet using only fighters?*

A: No. The Naalu fighters return to the space area when ground combat ends. If no Naalu ground forces are present, the combat is considered to be a draw, and the Naalu do not gain control of the planet during the "Establish Control" step.

Q: *Using the Naalu flagship ("The Matriarch") in combination with the "Dacxive Animators" technology, can the Naalu gain control of a planet using only fighters?*

A: No. Because the combat ends in a draw, the "Dacxive Animators" ability is not triggered.

THE CLAN OF SAAR

Q: *Can the Clan of Saar's "Chaos Mapping" faction-specific technology be used at the start of each of that player's turns during the action phase?*

A: Yes, "Chaos Mapping" can be used as many times as you have turns during the action phase.

Q: *Can the Clan of Saar's "Chaos Mapping" faction-specific technology be used on the turn that the Saar player passes?*

A: Yes, "Chaos Mapping" can be used on the turn that a player passes.

Q: *Can the Clan of Saar's "Floating Factories" trigger Space Cannon Defense or be assigned hits produced by PDS units?*

A: No, "Floating Factories" cannot be the target of PDS fire.

THE MENTAK COALITION

Q: *Can the Mentak Coalition use the "Salvage Operations" faction-specific technology to produce a war sun that was destroyed if they do not personally have war sun technology?*

A: No. Without war sun technology, they cannot produce a war sun, even using "Salvage Operations".

Q: *Can the Mentak Coalition use the "Salvage Operations" faction-specific technology to produce their own flagship after destroying an opponent's flagship?*

A: Yes, even though the units are technically different, they share the flagship unit type.

Q: *Can the Mentak Coalition use the "Salvage Operations" faction-specific technology to produce infantry after a combat against the Nekro Virus flagship "The Alastor" in which Nekro Virus infantry were treated like ships and were subsequently destroyed?*

A: No, the infantry do not count as ships once the combat is over.