Rulebook • 游戏说明 • Spielanleitung • Règle du jeu • Instrucciones • 게임 지침

Günter Burkhardt

Flotsam Float

Stack it high & stay afloat!

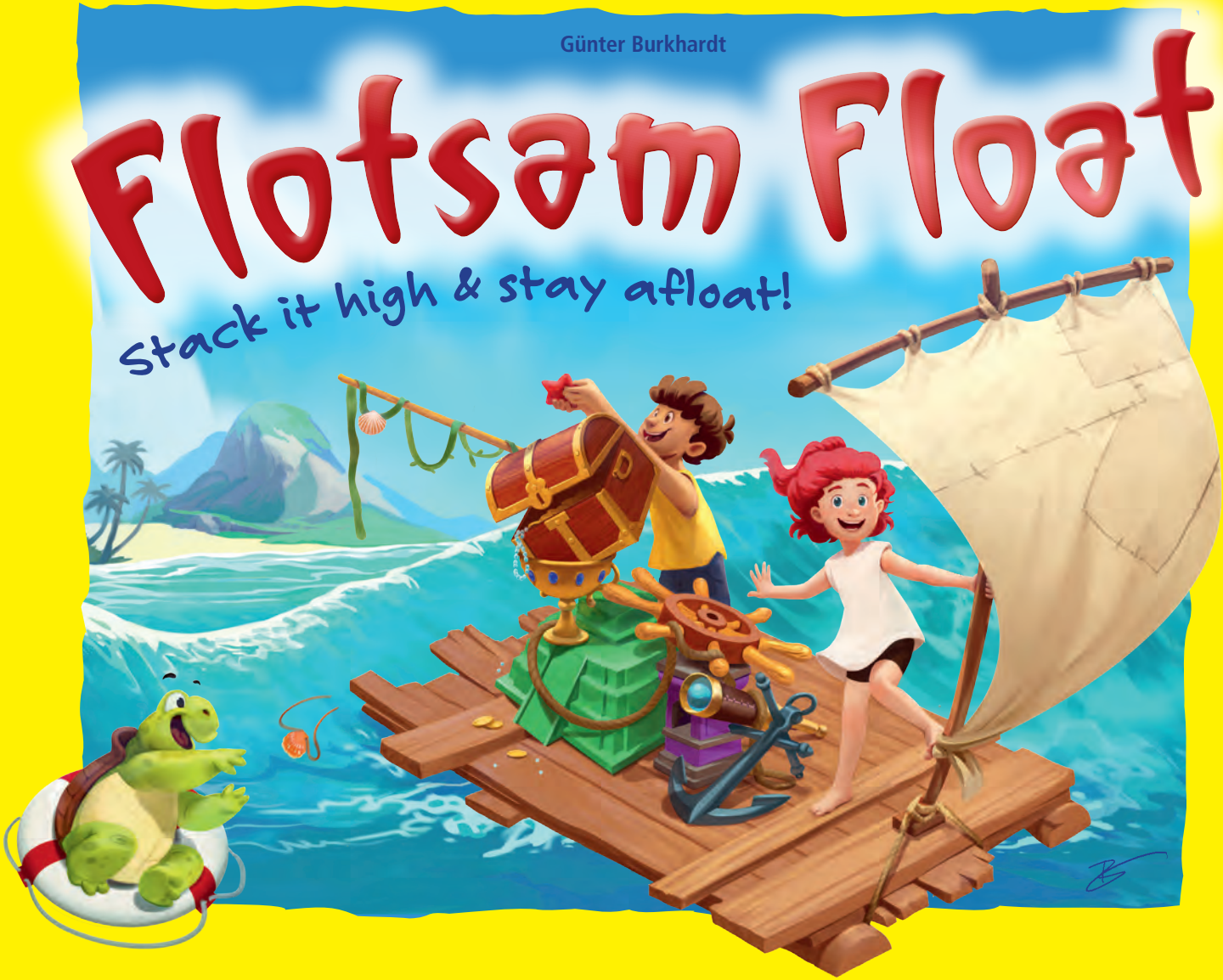

海洋疊疊乐 · Südseestapelei - Auf Floß geht's los!
Trésors à la dérive · A Flote – ¡A la balsa, listos, ya! · 바다 보물을 실은 뗏목

Copyright HABA - Spiele Bad Rodach 2022

Flotsam Float

Stack it high & stay afloat!



A stacking and balancing game for 2 to 5 seafarers ages 6 years and older.
Game Designer: Günter Burkhardt · **Illustrator:** Stephanie Böhm
Game Developer: Lea Berger · **Playtime:** 15-20 minutes

There is plenty of valuable flotsam to discover on the South Pacific beaches. Collect it all and stack it on your raft. But be careful when moving from island to island! Sea Turtle Tilda grabs everything that falls overboard. Players who skillfully stack the objects they find and prove that they have a steady hand during transport have the best chance of winning. So get stacking – the South Pacific is waiting to be discovered!

Game Contents



24 wooden flotsam

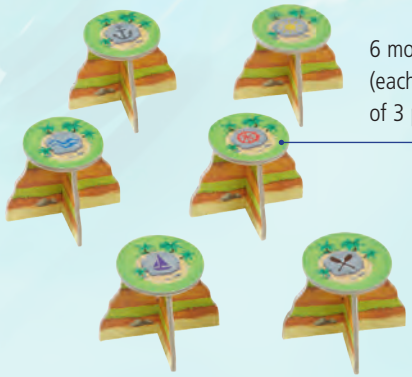

6 mountains (each consisting of 3 parts)



1 Turtle Tilda card



1 raft



24 island cards



23 bonus cards

Before the First Game:
Carefully separate the cardboard pieces from their frame. Fit two mountain pieces together then fix a round tile on top with the symbol side facing up to assemble the mountains. The empty frame is no longer needed and can be disposed of.

Note: At the end of the game you can store the assembled mountains in the box.

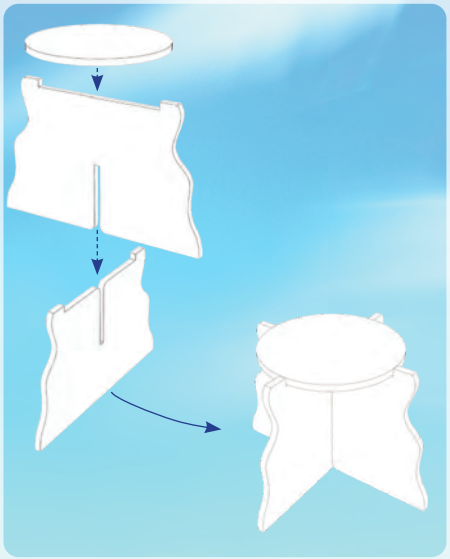

Game Setup

1. Place one mountain in the center of the table. Distribute the remaining mountains evenly in a circle at a distance of about 20 centimeters from each other.
2. Place **any** four island cards around each mountain, with the octopus facing up, to create an island.
3. Place a piece of flotsam on each island card.
4. Shuffle the bonus cards with the island side up and place the pile next to the islands with Tilda.
5. Place the raft on any mountain in the outer ring.



How to Play



Play in a clockwise direction.
Who was most recently on a raft? You go first.

Your turn consists of two phases:
1) Selecting and stacking flotsam
2) Balancing the raft

Phase 1)
Selecting and stacking flotsam

Pick any piece of flotsam from the island the raft is on.
If there's only one piece left, take this. Stack your flotsam on the raft.

Note: Some flotsam and islands are not so easy to reach.
You are naturally allowed to kneel, stretch out your arms or stand up.



The following stacking rules apply:



- Once you have taken a piece of flotsam, **you may no longer put it back**, and must place it on the raft.
- You may stack your flotsam on top of items already placed on the raft.
- You may **only touch the new flotsam**. However, you can use the new flotsam to move other pieces that are already on the raft.

Did you manage to stack your flotsam without anything falling off the raft?

Important: A piece of flotsam is not considered as having "fallen off" until it falls off the raft onto the table or floor.

➢ **No, something fell off the raft.**
Too bad! Leave the raft on the mountain. Place **one** fallen piece of your choice onto the empty island card where you took your flotsam from. Place all remaining fallen pieces next to Tilda. There should be exactly one piece of flotsam on each island card. Your turn ends.

➢ **Yes, all pieces of flotsam are still on the raft.**
Good job! Take the island card, place it in front of you and turn it over. It shows shells and a symbol. The symbol indicates which island mountain you need to balance your raft to in the next phase of your turn.

Does it show the symbol of the mountain the raft is already on or the mountain of an island where there are no more pieces of flotsam? Then you can choose which other island (that still has flotsam) you want to move to. You can't stay on the same island!

Example

Luca turned over an island card. This shows the mountain with the ship's wheel as the destination island. There are no more pieces of flotsam on this island. Luca therefore opts for the mountain with the wave as the destination island.





Phase 2)
Balancing the raft
If you succeeded in Phase 1, you now carefully balance the raft to the specified mountain. You may hold the raft any way you like (even with two hands). You may touch any protruding flotsam, but not hold onto any pieces.

Did you make it to the island without any pieces falling off?

➢ **No, you dropped something during balancing or when you reached the island.**
Too bad! Continue balancing the raft to the specified island and place it there on the mountain.
Place the turned over island card in front of you next to Tilda. Any flotsam you dropped also goes to Tilda.
There should be exactly one piece of flotsam on each island card.

➢ **Yes, all the flotsam is still on board and the raft is safely on the mountain.**
Good job! Turn the island card in front of you over again and place it in your pile.

High Stacker Rule:
Are there at least 3 pieces of flotsam on the raft and your piece is stacked so that it is higher than all the others?

➢ Fantastic! After successfully balancing the raft, you may take a bonus card from the pile and place it into your own pile. Forward-thinking sailors should have this rule in mind when stacking.

Now it is the next person's turn in a clockwise direction.

End of the Game

The game ends as soon as only one island has cards around it.
Now add up all the shells on the island and bonus cards you have collected. The player with the most shells wins. In the event of a tie, these players win together.

Experienced Sailors Variant

The basic rules of the game apply, but with the following changes:

- Each island card shows a small octopus in one of four colors. When setting up the game, make sure that there is an island card with each octopus color around each mountain.

- During the game, try to collect as many island cards as possible with the same color octopus. You may look at the cards in your pile at any time.

At the end of the game, look to see who has the most cards of each octopus color. This person receives a bonus card. In the event of a tie in one color, neither player receives a bonus card. The person with the most seashells at the end also wins here.



Dear Children and Parents, after a fun game, did you suddenly discover that a part of this HABA game is missing and nowhere to be found? No problem! At www.haba-play.com/ersatzteile you can find out whether this part is still available for delivery.