THE NEW YORK LIBERTY

THE OFFICIAL NEWSPAPER OF THE BLUE COLLAR PARTY

Publishing Director: Britton Roney

1929
Issue No. 01
Circulation
2000 copies

PANIC ON WALL STREET!

5¢

SPECIAL EDITION



STOP SUFFERING OVER THE CRISIS, BUILD YOUR WEALTH!

GAME RULES

FOR 3 TO 11 PLAYERS
AGED 14 AND UP
30 TO 45 MINUTES



PANIC ON WALL STREET!

In *Panic on Wall Street!*, players are divided into managers and investors.

Managers offer for sale shares of companies they are in charge of for as much as possible. Investors attempt to acquire them for as little as possible in order to get the best return possible. After two minutes of negotiation, a roll of the dice brings (sometimes drastic) changes to the economy, with major consequences for the balance sheet of each player. After five rounds of play (5 months), the manager and the investor who have accumulated the most money are each declared victors, the undisputed Masters of Commerce.

Contents

- **1 *"Market"* board**
  (for tracking the fluctuation of the share values);
- **4 Indicator tokens**
  (1 blue, 1 yellow, 1 green, 1 red);
- **4 Dice**
  (1 of each color: blue, yellow, green and red)
- **60 Bank investment tokens**
  (6 sets of 10 tokens for the investors);
- **39 Erasable company tiles***
  (11 blue, 11 yellow, 11 green, and 6 red);
- **7 Erasable *"2X income"* company tiles***
  (2 blue, 2 yellow, 2 green, and 1 red);
- **Roughly 200 bills**
  (with values of $5,000, $10,000, $20,000, $50,000 and $100,000);
- **1 Timer;**
- **5 Erasable markers;**
- **1 Rules booklet.**



** As it is a worldwide crisis, the company tiles featured in the game are written in several languages to reflect this point (French, Spanish and English).*

Setting Up the Game

Place the market board face-up in the center of the table. Place the four colored indicators on the matching numbers labeled "start." Sort and place the money next to the market board in order to make a bank.





Assigning roles

Each player rolls the red die. The players with the highest rolls are managers and the remaining players are investors. Use the following chart to determine the exact division depending on the number of players.

3-4 players	see page 8 for 3 or 4 player variant;	
5 players	2 managers	3 investors
6 players	3 managers	3 investors
7 players	3 managers	4 investors
8 players	4 managers	4 investors
9 players	4 managers	5 investors
10 players	5 managers	5 investors
11 players	5 managers	6 investors

Each player receives $120,000 from the bank in any denominations they wish. Each investor takes a bag of tokens from the investment bank they will represent.

Shuffle the companies and deal 3 to each manager *(if a manager is dealt a "2X income" company during set up, discard that company and hand that manager another tile).*

Place the remaining companies in the box to form the company reserve.

Managers arrange their companies in front of them in any way they like.

You're now ready to speculate and trade!

Goal of the game for the managers

The object of the game is to earn more money than any other manager by the end of the fifth round. Managers earn money by collecting the money from the shares bought by investors. Managers' expenses include management costs and the expenditures due to the expansion of their business acquisitions.

Goal of the game for the investors

The object of the game is to earn more money than any other investor by the end of the fifth round. Investors earn money by collecting income from their shares of companies in which they've invested. The only expense of investors is the amount of money to be paid to managers for the shares bought.



Game Overview

Each month (turn) is made up of five phases:

Phase 1: Negotiation

Flip the timer. For its duration, managers and investors negotiate the purchase of shares of companies for the month to come. There is no established order: any investor may freely negotiate with any manager and vice versa.

Negotiations focus on how much an investor is willing to pay to buy the shares of a company.

Once a manager decides on which offer (if any) to accept for a given company, he or she writes the agreed amount on the indicated space on the company tile. He or she then places an investment bank token from the new investing shareholder on the company in question.



IMPORTANT : During the length of the timer, managers may renegotiate the sale agreement for shares as many times as they like and investors may withdraw from a company at any time. For example, if an investor gets a better offer for a company that already has an investor, the manager can replace the investment bank token and write the new purchase agreement on the company. Exception: companies with an investment bank token placed on its "closed" side (showing the word "CLOSED") may not be renegotiated that month.

When the two minutes are up, all negotiation must cease immediately; no further changes or deals may be made.



A deal is only valid when an investment bank token is in place and the purchase amount is written on a company.

Any deal that does not meet these requirements before the two minutes are up is void, even if an oral agreement has been reached between a manager and an investor.

Note that red companies offer the highest possible returns, but they are also the most experimental and thus the riskiest (those whose values can change the fastest). Yellows offer less risk than reds and greens have less risk than yellow. Finally, blues are the least ambitious of all and thus have the lowest risk.

COMPANIES WITH A "CLOSED" INVESTMENT BANK TOKEN (WITH THE WORD "CLOSED" SHOWING)

During negotiations, an investor and a manager may agree to place an investment bank token on a company with its "CLOSED" side up.

If an investment bank token is placed with its "closed" side up:

- the investor may not withdraw from that company for the remainder of the 2 minute negotiation period;
- the manager may not renegotiate the sale agreement for the remainder of the 2 minute negotiation period.

Companies are closed for one turn only. All investment bank tokens are flipped back over to their normal position at the end of every negotiation phase.



Phase 2: Investor Income

Roll the dice and place each die on the matching color on the market shares fluctuation board. Move the indicator for each color according to the value shown on the corresponding die.



EXAMPLE: *After rolling the dice, the blue die shows a "-1". The blue indicator is moved down one from "30" to "20". The green die shows "0" so the green indicator is not moved. The yellow die shows "+3" and so the yellow indicator is moved up three spaces to the right, going from "30" to "60". The red die shows a "-7". The red indicator moves down three spaces to the "-20" to the left of the board (an indicator cannot go more to the left or right than the shown values and does not loop around to the other end of the scale).*

After having moved the indicators for each color, investors receive income from the bank for each company in which they have invested, based on the position of the indicator for that company color on the market board.

Companies with a "2X" produce double revenue (income or loss) for the investing shareholder (the purchase value and management costs are not doubled).

Investors receive income according to the amounts shown on the market board, not the number written on each company.

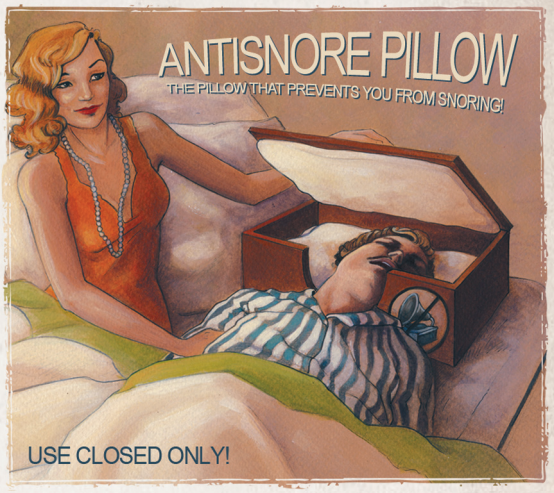



EXAMPLE: *the investor from the Cape Fear Bank has invested in 5 companies: 2 blue, 1 red, 1 green and 1 yellow "2X". The indicator for blue is at 30, the indicator for red at -20, the indicator for green is at 10, and the indicator for yellow is at 60. Thus, the investor from Cape Fear Bank will collect: (30x2=60) + [(-20)x1=-20] + (10x1=10) + [2X(60x1)=120] = $170,000.*

Phase 3: Manager Income

Each manager collects revenues from the sale of shares to the investors who have risked funds in the companies of their portfolio, according to the number written on each company.

Managers have the responsibility of collecting the revenue from the sale of shares. They must make sure no investor gets forgotten in the general hubbub!



EXAMPLE: *the manager who owns the companies above will receive $140,000 this month, as the investor from Colonial Bank will give him or her $60,000 for the yellow company (the "2X" does not multiply the amount of the purchase of shares by two), the investor from Cape Fear Bank will give $65,000 for the red, green and yellow companies, and the investor from the Waterfield Bank will give $15,000 for the green company.*

PAYMENT DEFAULT AND BANKRUPTCY

If an investor cannot pay in full the entirety of their investment to a manager, that manager can force him or her into bankruptcy, which immediately eliminates the investor from the game.

But they can also attempt to make a verbal agreement with the investor that owes them money and earn the revenue from the sale of their shares at a later time. The investor will thus be able to settle their debts later and remain in the game. Either way, these agreements are non-binding: you'll have to trust each other!

Bank investment tokens are not removed from the company tiles during this phase but rather remain in place until the negotiation phase of the next turn when players may decide whether to remove the bank investment tokens or leave them in place.



Phase 4: Management Costs Payment

Each manager must pay to the bank a fee of $10,000 for each company he or she owns.

Managers who cannot pay the full amount of their management costs must immediately sell properties to the bank until they can pay the costs for the companies they had at the beginning of the month. If this happens, each company is sold to the bank for $5,000.

Sold companies are returned to the reserve. If one of the companies sold had an investor, the bank token is returned to its investor



Step 5: Company Auction

One randomly selected investor acts as auctioneer. The auctioneer randomly draws properties out of the reserve equal to double the number of managers minus one.

- 2 managers = 3 companies,
- 3 managers = 5 companies,
- 4 managers = 7 companies, etc.

If there are not enough companies left in the reserve, simply put all remaining companies on auction.

The auctioneer then piles them up (face down) in front of him or her and begins with the first auction, for the first company tile, without revealing the others.

Each tile is offered to the managers through an auction. Whoever wins the auction pays the bank and adds the company to those they already own.

If no manager bids on a company, that company is removed from the game. The operation is repeated until there are no tiles left for that turn.

2X REVENUE COMPANIES

Companies with a "2X" produce double revenue (income or loss) for the investing shareholder. The "2X" applies only to the revenue of the investor, and not during the purchasing of shares or when determining the management costs.

The auction for managers is not held during the fifth and last month.

Once the auctions are over, a new month (turn) begins with a new negotiation phase.

You can keep track of the current month by checking off the space, in the upper left of the game board, after the company auctions are over.



End of Game

The game ends after the Management Cost Payment phase of the fifth month.

The manager who has accumulated the most money is declared the winner among the managers. The investor who has accumulated the most money is declared the winner among the investors. Yes, that's right, there are two winners!

Variant for 3 or 4 Players

When playing with three or four players, each player acts as both a manager and an investor. During the negotiation phase, a player may only purchase shares in companies belonging to other players.

If a player is forced into bankruptcy during the manager income phase from shares sale phase, he or she may no longer play as an investor, but he or she continues, however, to play as a manager.

If a player goes bankrupt during the management cost payment phase, he or she may no longer play as a manager, but he or she continues, however, to play as an investor.

At the end of the game, the player with the most money wins the game. In a 3 or 4 player game, there is thus only one winner.

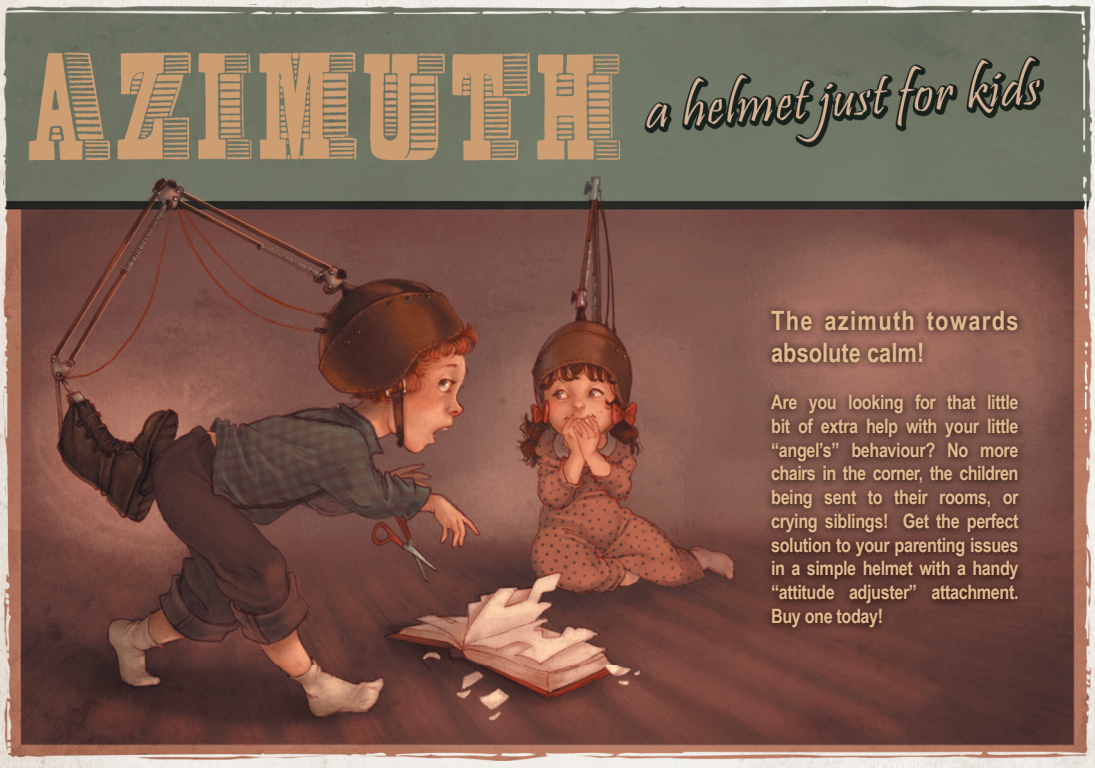

A game from **Britton Roney.**
Special thanks to **Blake Roney**, **Ty Roney**, and **Hillary Roney** who were all instrumental in the creation of the game.
Illustrated by **Marie Avril**, **Matthieu Rebuffat**, **Audrey Guiblet** and **Piccolo**.

Marabunta

Follow our army of ants on our blog: **marabunta-games.com**
If you have any questions on "PANIC ON WALL STREET!" or if in the event that during the careful development of this game you encounter a problem with the contents, please do not hesitate to contact us at: **ants@marabunta-games.com**

GROUPERGAMES
© 2011 Grouper Games, Inc.
All Rights Reserved.
86 N. University Ave.Ste. 700 Provo, UT 84601.