ARK NOVA STARTING DECKS

To help you get started with Ark Nova, we suggest playing the first game with the following starting decks and base conservation projects. Note that these decks are not designed for a perfect balance, but for an easier start. For each deck, we also have a few tips on what you should try to accomplish until the first and second break.

Personal setup: Place (as usual) your ***Animals*** action card in position 1, on the far left. Also, place your ***Cards*** action card in position 2, directly to the right of the ***Animals*** action card. Place the rest of the actions cards randomly on positions 3 to 5. Now, each player chooses one of the following decks. These are your cards at the start of the game. There is no need for card selection. You will also receive exactly 1 final scoring card. This means that the final scoring card decision at 10 conservation points does not happen. Place your base conservation project belonging to your deck below the association board. When playing alone or with 2 players, randomly draw more base conservation projects and place them under the association tableau until there are 3 below the board.

If you are unable to perform one of the suggested actions because the action card is not in the appropriate place, use your *Cards* action card in between.

Player 1

Animals: *Mantled Guereza* (455), *Rock Monitor* (472), *Slow Worm* (488)

Sponsors: *Herpetologist* (237)

Final scoring card: *Climbing park* (010)

Base conservation project in play:
Africa (103)



Tips for actions in the first turns

Before the 1st break

1. Perform the ***Association*** action (strength 3+) and take the Africa partner zoo.
2. Perform the ***Sponsors*** action (strength 4+) and play the sponsor card *Herpetologist*. Gain 3 money because the sponsor card itself has a reptile icon, triggering it directly.
3. Perform the ***Build*** action (strength 2+) and build a 2-space enclosure for 4 money. Place the enclosure next to your kiosk and a rock space.
4. Perform the ***Animals*** action (strength 5) and play 2 animals. Play the *Mantled Guereza* for 10 money and the *Rock Monitor* for 9 money (each 3 money less because of the partner zoo). Then gain 3 money through your sponsor card because you played a reptile icon into your zoo with the *Rock Monitor*.

After the 1st break

Complete the *Africa* conservation project with an ***Association*** action (strength 5). Unlock an income by marking the achieved level of the conservation project with one of the upper 4 player tokens on your zoo map.

Player 2

Animals: *Muskox* (437), *Llama* (439), *Barn owl* (513)

Sponsors: *Expert in Small animals* (229)

Final scoring card: *Small animal zoo* (002)

Base conservation project in play:
Herbivores (111)



Tips for actions in the first turns

Before the 1st break

1. Perform the ***Association*** action (strength 3+) and take the Americas partner zoo.
2. Perform the ***Build*** action (strength 4+) and build a 4-space enclosure for 8 money.
3. Perform the ***Sponsors*** action (strength 5) and play the sponsor card *Expert in Small animals*.
4. Perform the ***Animals*** action (strength 5) and play 2 animals. First play the *Muskox* for 10 money (3 money less because of the partner zoo). Then play the *Llama* second for 4 money (3 money less because of the partner zoo and 3 money less because of the *Expert in Small animals*). Do not flip a free enclosure for the *Llama*, as its *Flock Animal* ability allows it to be played into the *Muskox's* enclosure.

After the 1st break

Complete the *Herbivores* conservation project with an ***Association*** action (strength 5). Unlock an income by marking the achieved level of the conservation project with one of the upper 4 player tokens on your zoo map.

Player 3

Animals: *Sumatran Tiger* (407), *Sloth Bear* (408)

Sponsors: *Science Institute* (223), *Sponsorship: Lions* (234)

Final scoring card: *Sponsored zoo* (008)







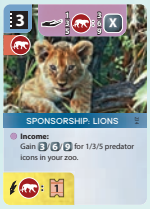



Base conservation project in play:
Predators (110)



Tips for actions in the first turns

Before the 1st break

1. Perform the ***Association*** action (strength 3+) and take the Asia partner zoo.
2. Perform the ***Animals*** action (strength 2+) and play the *Sloth Bear* for 11 money (3 money less because of the partner zoo).
3. Perform the ***Sponsors*** action (strength 3+) and play the sponsor card *Sponsorship: Lions*.
   Immediately gain 1 Appeal as a one-off effect, since you have a predator icon in your zoo with the *Sloth Bear*.
4. Perform the ***Build*** action (strength 4+) and build a 4-space enclosure for 8 money. Place the 4-space enclosure so that it is adjacent to 2 water spaces and covers the placement bonus 5 money. Get 5 money from the placement bonus.
5. Perform the ***Sponsors*** action (strength 3+) and play the sponsor card *Science Institute* as preparation for the *Sumatran Tiger* (the card adds the 2 needed science icons to your zoo).

After the 1st break

Perform the ***Animals*** action (strength 2+) and play the *Sumatran Tiger* for 23 money (3 money less because of the partner zoo). Complete the *Predators* conservation project with an ***Association*** action (strength 5). Unlock an income by marking the achieved level of the conservation project with one of the upper 4 player tokens on your zoo map.

Player 4

Animals: *Frilled Lizard* (491), *Cinereous Vulture* (499), *Australian Pelican* (515)

Sponsors: *Ornithologist* (238)

Final scoring card: *Large animal zoo* (001)











Base conservation project in play:
Australia (105)



Tips for actions in the first turns

Before the 1st break

1. Perform the ***Association*** action (strength 3+) and take the Australia partner zoo.
2. Perform the ***Build*** action (strength 4+) and build a 4-space enclosure for 8 money. Place the 4-space enclosure so that it is adjacent to 2 water spaces and covers the placement bonus 5 money. Get 5 money from the placement bonus.
3. Perform the ***Sponsors*** action (strength 4+) and play the sponsor card *Ornithologist*.
   Gain 3 money because the sponsor card itself has a bird icon, triggering it directly.
4. Perform the ***Animals*** action (strength 5) and play 2 animals. Play the *Australian Pelican* for 10 money and the *Frilled Lizard* for 9 money (each 3 money less because of the partner zoo). Then gain 3 money through your sponsor card because you played a bird icon into your zoo with the *Australian Pelican*. If player 1 already played the *Herpetologist*, they gain 3 money as well, since you played a card with a reptile icon (the *Frilled Lizard*).

After the 1st break

Complete the *Australia* conservation project with an ***Association*** action (strength 5). Unlock an income by marking the achieved level of the conservation project with one of the upper 4 player tokens on your zoo map.

Cut the instruction apart on the dotted lines so that everyone can place their tips in front of them.